


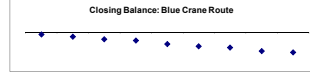

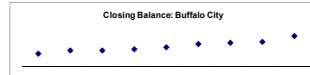


Cash Flow Summary for Financial Year End : 2021

R thousand	July	Aug	Sept	Oct	Nov	Dec	Jan	Feb	Mar
EC EASTERN CAPE									
BUF Buffalo City (High)									
Opening Balance									
Plus Receipts	1 360 438	1 942 226	2 431 730	2 443 265	2 420 725	2 904 637	3 436 394	3 629 907	3 775 252
SubTotal	1 063 164	1 070 167	644 353	871 016	848 320	1 300 613	673 249	712 114	1 643 614
Less Payments	-2 423 573	3 012 993	3 076 082	3 314 282	3 469 045	4 205 250	4 109 642	4 342 021	5 418 866
SubTotal	-936 605	-942 826	-2 431 730	-2 443 265	-2 620 725	-1 904 637	-3 436 394	-3 629 907	-3 775 252
Closing Balance	1 929 968	2 431 730	2 443 265	2 420 725	2 903 593	3 436 394	3 629 907	3 775 252	4 641 632
MMA Nelson Mandela Bay (High)									
Opening Balance									
Plus Receipts									
SubTotal									
Less Payments									
Closing Balance									
EC101 Dr Beyers Naude (Low)									
Opening Balance		-20 776	-47 969	-60 262	-81 173	-116 270	-130 076	-164 089	-180 987
Plus Receipts	-7 580	-7 626	-7 397	-7 518	-7 132	-7 209	-7 803	-8 080	-7 740
SubTotal	-15 660	-28 402	-55 366	-67 780	-88 305	-123 479	-137 879	-172 169	-188 627
Less Payments	-14 147	-14 491	-14 096	-14 285	-20 983	-16 077	-14 698	-14 332	-13 903
Closing Balance	-21 727	-42 893	-69 461	-82 065	-109 289	-141 556	-152 607	-186 501	-201 930
EC102 Blue Crane Route (Low)									
Opening Balance		34 390	47 160	62 938	74 804	88 527	132 459	134 448	134 445
Plus Receipts	36 561	12 770	15 777	12 576	13 691	43 931	1 990	-3	28 324
SubTotal	36 561	47 160	62 938	75 514	88 495	132 459	134 448	134 445	162 769
Less Payments	-2 171			-710	-32				
Closing Balance	34 390	47 160	62 938	74 804	88 527	132 459	134 448	134 445	162 769
EC104 Makana (Medium)									
Opening Balance	-131 811	-93 449	-95 522	-100 362	-98 028	-97 128	-57 305	-56 928	-48 477
Plus Receipts	53 665	-702	4 033	7 707	3 199	41 968	2 254	8 403	40 786
SubTotal	-78 207	-94 151	-91 489	-92 655	-94 830	-55 160	-55 052	-48 524	-7 691
Less Payments	-15 242	-1 371	-8 874	-5 373	-2 298	-2 146	-1 876	47	-20 299
Closing Balance	-93 449	-95 522	-100 362	-98 028	-97 128	-57 305	-56 928	-48 477	-27 989
EC105 Ndlambe (Low)									
Opening Balance	-360 255	-289 085	-251 424	-241 281	-230 218	-209 626	-131 085	-126 841	-95 284
Plus Receipts	81 801	45 597	19 907	31 749	35 827	110 020	31 787	45 267	77 626
SubTotal	-278 454	-243 488	-231 517	-209 532	-194 391	-99 606	-99 298	-81 574	-17 658
Less Payments	-10 631	-7 936	-9 764	-20 686	-15 235	-31 479	-27 544	-13 710	-45 124
Closing Balance	-289 085	-251 424	-241 281	-230 218	-209 626	-131 085	-126 841	-95 284	-62 783
EC106 Sundays River Valley (Medium)									
Opening Balance		-626	-747	-518	-1 143	-972	-2 295	-1 444	1 860
Plus Receipts	5	1	1			87	87	160	160
SubTotal	5	-625	-748	-518	-1 143	-1 059	-2 208	-1 604	2 020
Less Payments	-631	-122	230	-625	170	-1 236	764	3 464	189
Closing Balance	-626	-747	-518	-1 143	-972	-2 295	-1 444	1 860	2 209
EC108 Kouga (Medium)									
Opening Balance		61 762	132 154	257 677	396 615	523 304	692 708	778 504	854 504
Plus Receipts	-138	1 065	69 904	71 137	51 768	102 270	13 801	40	89 152
SubTotal	-138	63 819	199 058	328 814	448 383	625 574	706 509	778 544	943 656
Less Payments	61 900	69 328	64 640	63 800	74 822	67 133	71 955	75 960	76 016
Closing Balance	61 762	132 154	257 677	396 615	523 304	692 708	778 504	854 504	1 019 673
EC109 Kou-Kamma (Medium)									
Opening Balance	-36 246	-4 125	-7 146	-10 468	-16 222	-21 781	-3 275	-7 231	-17 232
Plus Receipts	48 119	4 495	2 189	3 084	3 964	26 005	4 971	2 934	10 420
SubTotal	11 873	-330	-4 957	-7 384	-12 257	-4 776	1 696	-4 297	6 811
Less Payments	-12 258	-2 795	-2 672	-5 157	-4 585	-5 075	-5 392	-5 219	-4 551
Closing Balance	-385	-3 025	-7 629	-12 541	-16 842	-850	-3 696	-9 516	-11 362
EC110 Sarah Baartman (Medium)									
Opening Balance		-382	-759	-1 125	-1 626	-2 144	-2 508	2 016	1 637
Plus Receipts				6				28	
SubTotal		-382	-759	-1 119	-1 626	-2 144	-2 508	1 988	1 637
Less Payments	-382	-377	-366	-495	-518	-363	-4 524	-352	-356
Closing Balance	-382	-759	-1 125	-1 626	-2 144	-2 508	2 016	1 637	1 281
EC121 Mhhashe (Low)									
Opening Balance									
Plus Receipts									
SubTotal									
Less Payments									
Closing Balance									
EC122 Mquma (Medium)									
Opening Balance		137 493	137 493	137 493	135 429	135 423	135 423	265 279	261 305
Plus Receipts	138 966	137 493	137 493	29 729	-6		161 935	7 477	108 019
SubTotal	138 966	274 986	274 986	167 222	135 423	135 423	297 358	272 756	369 324
Less Payments	-1 473	137 493	137 493	30 752			-32 079	-11 451	-10 264
Closing Balance	137 493	274 986	274 986	136 470	135 423	135 423	265 279	261 305	359 060
EC123 Great Kei (Low)									
Opening Balance		34	28 744	34 842	38 118	38 880	60 629	64 226	67 490
Plus Receipts	34	28 770	6 168	3 277	762	21 899	3 729	3 309	18 624
SubTotal	34	28 774	34 913	38 118	38 880	60 779	64 358	67 535	86 114
Less Payments			-71			-151	132	-46	-40
Closing Balance	34	28 744	34 842	38 118	38 880	60 629	64 226	67 490	86 054
EC124 Amahlathi (Low)									
Opening Balance		180	180	180	180	182	180	180	180
Plus Receipts					2	-2			
SubTotal		180	180	180	182	180	180	180	180
Less Payments									
Closing Balance		180	180	180	182	180	180	180	180
EC126 Ngqushwa (Medium)									
Opening Balance		-44	-204	-402	-461	-507	-566	-566	-627
Plus Receipts									
SubTotal		-44	-204	-402	-461	-507	-566	-566	-627
Less Payments		-44	-198	-60	-46	-59	-61	-61	-229
Closing Balance		-44	-204	-402	-461	-507	-566	-627	-856
EC129 Raymond Mhlaba (Low)									
Opening Balance		220	220	220	157	109	86	14	26
Plus Receipts									
SubTotal		220	220	220	157	116	82	12	26
Less Payments									
Closing Balance		220	220	220	157	109	86	14	26
DC12 Amathole (High)									





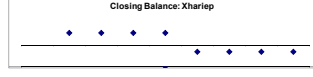
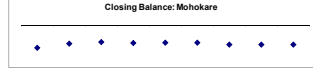
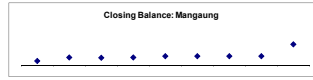


Cash Flow Summary for Financial Year End : 2021

R thousand	July	Aug	Sept	Oct	Nov	Dec	Jan	Feb	Mar
Opening Balance	49 948	34 642	50 837	158 895	89 389	-60 234	-90 773	224 685	344 733
Plus Receipts	48 948	54 285	129 897	130 628	47 059	52 065	353 370	130 656	49 334
SubTotal	98 896	88 927	180 734	289 523	136 448	-8 169	262 997	355 342	394 066
Less Payments	-14 306	-38 090	-339 628	-41 122	-17 903	-42 464	-37 912	-10 609	-207 932
Closing Balance	34 642	50 837	-158 895	-89 389	-40 234	-40 773	224 685	344 733	186 134
EC131 Inxuba Yethemba (Low)									
Opening Balance	-36 715	339 929	348 789	360 515	366 732	350 775	712 643	720 361	729 687
Plus Receipts	386 531	10 412	11 864	7 692	5 682	373 199	9 698	10 815	17 728
SubTotal	349 816	350 341	360 653	368 207	372 414	723 974	722 340	731 176	747 415
Less Payments	-9 886	-1 553	-137	-1 475	-1 560	-11 331	-1 980	-1 488	-3 673
Closing Balance	339 929	348 789	360 515	366 732	370 854	712 643	720 361	729 687	743 742
EC135 Intsika Yethu (Low)									
Opening Balance	21 577	47 370	46 642	56 935	57 208	28 065	30 155	25 266	42 792
Plus Receipts	18 278	22 063	2 610	6 010	5 683	-16 652	-653	-2 122	18 445
SubTotal	39 855	69 433	49 252	62 945	62 891	11 413	29 533	23 144	63 237
Less Payments	-3 300	-3 730	-3 339	-4 283	-5 956	-12 491	-2 743	-2 767	-919
Closing Balance	21 577	47 370	46 642	56 935	57 208	28 065	30 155	25 266	42 792
EC136 Emalahleni (EC) (Low)									
Opening Balance	68 859	9 531	12 478	4 649	7 603	71 913	2 354	3 161	86 345
Plus Receipts	68 859	65 805	68 185	58 593	55 743	115 695	105 370	97 231	124 975
SubTotal	137 718	75 336	80 663	63 242	63 346	187 608	107 724	100 392	211 320
Less Payments	-12 585	-10 099	-14 241	-10 453	-11 961	-12 679	-11 299	-8 602	-28 340
Closing Balance	56 274	55 706	53 944	48 140	43 782	103 016	94 070	88 830	146 635
EC137 Engcobo (Medium)									
Opening Balance	48 996	83 400	-90 720	-96 416	-113 803	-121 312	-56 765	-63 963	-71 754
Plus Receipts	71 196	9111	743	525	5104	1 025	5 004	1 026	80 815
SubTotal	120 192	92 511	-89 977	-95 891	-108 700	-120 287	-51 761	-62 937	-90 939
Less Payments	-201 512	-8 231	-8 439	-8 821	-8 033	-8 508	-8 222	-8 549	-8 555
Closing Balance	-81 400	-90 720	-98 416	-104 203	-121 312	-120 287	-56 765	-63 963	-71 754
EC138 Sakhizwe (Low)									
Opening Balance	36 173	6 337	6 758	962	2 979	37 595	673	3 818	34 152
Plus Receipts	36 173	40 800	47 545	45 273	48 179	85 775	81 625	85 443	119 039
SubTotal	-1 710	-13	-3 233	-73	-1 823	48 179	81 625	85 443	119 039
Less Payments	-34 463	-40 787	-44 312	-45 201	-48 179	-80 953	-81 625	-84 886	-117 193
Closing Balance	36 173	6 337	6 758	962	2 979	37 595	673	3 818	34 152
EC139 Enoch Mjijima (Medium)									
Opening Balance	33 165	-3 019	165 667	187 866	227 553	256 045	332 975	370 911	453 397
Plus Receipts	21 034	153 687	32 533	58 160	24 962	113 822	65 063	114 329	295 726
SubTotal	54 199	150 682	198 200	246 026	252 515	369 867	398 038	485 241	749 123
Less Payments	-24 053	-6 209	-22 637	-30 237	-3 330	-36 892	-27 126	-31 844	-59 280
Closing Balance	30 146	144 473	175 563	215 699	256 045	332 975	370 911	453 397	689 843
DC13 Chris Hani (Medium)									
Opening Balance	-4 364	41 424	39 395	54 838	-39 545	-102 552	97 870	181 677	198 621
Plus Receipts	823	163 916	96 021	73 617	92 670	436 025	158 099	162 436	647 070
SubTotal	-7 187	205 340	135 416	128 454	53 324	333 473	255 969	344 113	845 692
Less Payments	-80 578	-165 945	-80 578	-167 800	-155 876	-235 603	-74 293	-145 492	-183 863
Closing Balance	-7 187	39 395	54 838	-39 545	-102 552	97 870	181 677	198 621	661 829
EC141 Elundini (Low)									
Opening Balance	165 614	227 903	220 176	205 643	189 306	173 073	230 888	220 626	219 161
Plus Receipts	71 629	7 879	5 420	3 541	7 125	83 256	3 975	4 878	47 900
SubTotal	243 253	235 782	225 606	209 183	196 431	256 329	234 863	225 504	267 061
Less Payments	-15 350	-15 406	-19 963	-19 140	-23 358	-25 741	-14 007	-2 143	-18 205
Closing Balance	227 903	220 176	205 643	190 043	173 073	230 888	220 626	219 161	248 856
EC142 Senqu (Medium)									
Opening Balance	6	9 310	7 915	13 345	30 412	39 120	128 297	133 041	150 560
Plus Receipts	6	9 340	17 225	30 521	39 157	128 347	134 342	150 562	212 802
SubTotal	12	18 650	25 140	43 866	69 569	167 467	262 639	283 603	363 362
Less Payments	-6	-9 310	-17 230	-30 521	-39 157	-128 347	-134 342	-150 562	-212 802
Closing Balance	6	9 310	7 915	13 345	30 412	39 120	128 297	133 041	150 560
EC145 Walter Sisulu (Low)									
Opening Balance	46 328	13 129	3 770	33 700	4 063	43 727	-1	17 541	62 241
Plus Receipts	46 328	47 347	51 015	79 672	70 458	114 185	109 766	104 713	95 528
SubTotal	-12 109	-43	-5 043	-13 276	-4 418	-5 129	-9 185	-9 185	-28 340
Less Payments	-34 219	47 304	45 972	66 396	70 458	109 767	104 637	95 528	95 528
Closing Balance	46 328	13 129	3 770	33 700	4 063	43 727	-1	17 541	62 241
DC14 Joe Gqabi (High)									
Opening Balance	382	382	382	382	382	382	382	376	376
Plus Receipts	382	382	382	382	382	382	382	376	376
SubTotal	764	764	764	764	764	764	764	752	752
Less Payments	382	382	382	382	382	382	382	376	376
Closing Balance	382	382	382	382	382	382	382	376	376
EC153 Ngquzu Hills (Low)									
Opening Balance	230 826	-105 090	-98 712	-104 563	-107 078	-104 884	12 707	-3 746	-13 870
Plus Receipts	133 690	19 094	1 994	15 978	3 675	139 552	1 125	8 037	24 108
SubTotal	-97 136	-85 996	-96 718	-88 585	-103 403	-70 332	34 674	13 832	4 291
Less Payments	-17 953	-12 716	-7 845	-18 493	-1 681	-21 967	-17 578	-18 160	-16 038
Closing Balance	-105 090	-98 712	-104 563	-107 078	-104 884	12 707	-3 746	-13 870	-13 870
EC154 Port St Johns (Medium)									
Opening Balance	356 913	728 069	726 883	725 220	718 648	716 617	789 861	790 278	779 150
Plus Receipts	371 586	4 069	3 288	2 069	5 436	80 156	5 808	806	42 891
SubTotal	728 499	732 138	730 171	727 289	724 084	796 773	795 669	790 278	821 341
Less Payments	4 429	-2 707	-4 872	-7 283	-7 467	-4 731	391	-10 633	9 881
Closing Balance	728 069	729 431	725 300	718 467	716 617	790 041	790 278	779 446	811 461
EC155 Nyandeni (Low)									
Opening Balance	179 110	1 255	426	805	401	428	702	418	423
Plus Receipts	179 112	104 763	49 604	75 668	57 617	59 628	165 884	156 072	146 798
SubTotal	358 222	110 018	49 604	86 473	62 018	62 056	166 586	156 072	146 798
Less Payments	-109 574	-92 030	-15 333	-17 600	-2 639	-158 556	-165 586	-156 072	-146 798
Closing Balance	179 110	1 255	426	805	401	428	702	418	423
EC156 Mhlonlo (Low)									
Opening Balance	-4 612	78 354	80 054	89 659	98 841	192 725	193 588	194 814	244 602
Plus Receipts	87 966	867	867	702	6 796	93 894	869	1 230	49 818
SubTotal	78 354	79 190	80 921	90 361	105 637	199 619	194 447	196 044	244 420
Less Payments	-31	-3	8 902	2 384	-8	-6	-3	-31	-3 963
Closing Balance	78 323	79 187	88 957	92 045	98 831	192 719	193 588	194 784	240 639
EC157 King Sabata Dalindyebo (High)									
Opening Balance	1 386 277	2 421 641	2 428 699	2 415 475	2 392 325	2 369 730	2 526 024	2 504 849	2 480 898
Plus Receipts	1 551 156	51 445	42 035	19 315	17 312	199 977	15 969	15 394	108 337
SubTotal	2 937 433	2 473 086	2 470 734	2 434 790	2 409 637	2 569 707	2 541 993	2 520 243	2 589 235
Less Payments	524 932	-45 978	-47 216	-48 066	-44 876	-47 399	-43 287	-45 656	-46 557
Closing Balance	2 412 501	2 428 108	2 423 518	2 386 724	2 364 761	2 522 278	2 498 706	2 474 587	2 542 678
DC15 O R Tambo (High)									
Opening Balance	323 956	323 260	323 099	323 233	322 910	323 226	323 254	323 266	323 258
Plus Receipts	368	150	133	322	316	28	11	7	632 890
SubTotal	324 324	323 410	323 232	323 555	323 226	323 254	323 266	323 273	1 155 748
Less Payments	323 260	323 099	323 233	322 910	323 226	323 254	323 266	323 258	-218 864
Closing Balance	323 260	323 099	323 233	322 910	323 226	323 254			

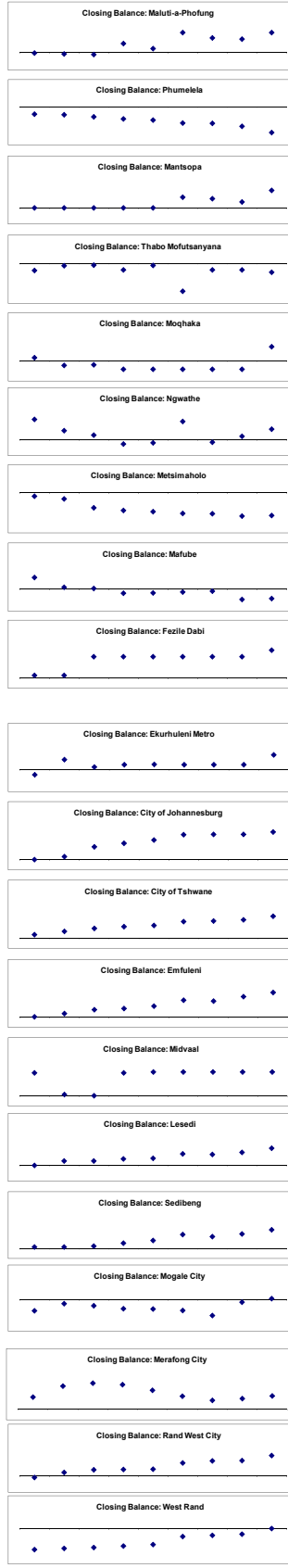
Cash Flow Summary for Financial Year End : 2021

R thousand	July	Aug	Sept	Oct	Nov	Dec	Jan	Feb	Mar
FS FREE STATE									
MAN Mangaung (High)									
Opening Balance	359 728	212 503	370 347	365 325	439 654	432 632	437 892	435 467	439 133
Plus Receipts	-147 225	157 844	-5 022	6 433	-7 022	5 260	-2 425	3 666	1 074 613
SubTotal	212 503	370 347	365 325	371 757	432 632	437 892	435 467	439 133	1 513 746
Less Payments									-521 754
Closing Balance	212 503	370 347	365 325	371 757	432 632	437 892	435 467	439 133	991 993
FS161 Letsemeng (Medium)									
Opening Balance		2	-7	-12	-4	-34	-4	-2	1
Plus Receipts	2	-6	-12	-4	-29	-29	2	3	-22
SubTotal	2	-7	-12	-4	-34	-4	-2	1	-21
Less Payments									
Closing Balance	2	-7	-12	-4	-34	-4	-2	1	-21
FS162 Kopanong (Medium)									
Opening Balance		361	361	361	361	361	361	361	361
Plus Receipts	361								
SubTotal	361	361	361	361	361	361	361	361	361
Less Payments									
Closing Balance	361	361	361	361	361	361	361	361	361
FS163 Mhokare (Low)									
Opening Balance	-47 741	-57 414	-46 772	-42 705	-45 158	-44 318	-44 318	-48 741	-48 832
Plus Receipts	-403	32 952	1 309	1 208	5	1 189	1 189	6 958	1
SubTotal	-48 144	-24 462	-45 464	-41 497	-45 152	-44 318	-43 129	-41 783	-48 831
Less Payments	-9 270	-22 310	2 758	-3 660	834	-4 318	-5 612	-7 049	
Closing Balance	-57 414	-46 772	-42 705	-45 158	-44 318	-44 318	-48 741	-48 832	-48 831
DC16 Xhariep (Low)									
Opening Balance		5 775	5 775	5 775	5 775	-3 196	-3 196	-3 197	-3 197
Plus Receipts									
SubTotal		5 775	5 775	5 775	5 775	-3 196	-3 196	-3 197	-3 197
Less Payments									
Closing Balance		5 775	5 775	5 775	5 775	-3 196	-3 196	-3 197	-3 197
FS181 Maslonyana (Low)									
Opening Balance		107	110	110	105	105	99	95	83
Plus Receipts	107	3	-	-5	-1	-4	-4	-11	27
SubTotal	107	110	110	105	105	99	95	83	110
Less Payments									
Closing Balance	107	110	110	105	105	99	95	83	110
FS182 Tokologo (Low)									
Opening Balance	-1	59	58	-23 511	7 207	-5 470	-25 833	-3 542	85 207
Plus Receipts	60	-1	-6 912	-7 760	-1 095	-2 399	2 402	-81 665	2 893
SubTotal	59	58	-6 914	-31 271	6 112	-7 869	-23 432	-85 207	82 314
Less Payments									
Closing Balance	59	58	-6 914	-31 271	6 112	-7 869	-23 432	-85 207	82 314
FS183 Tswelopele (Medium)									
Opening Balance		38 594	31 786	28 078	26 278	40 394	65 769	71 320	71 596
Plus Receipts	42 142	4 043	5 850	4 680	16 649	39 093	7 459	7 491	31 040
SubTotal	42 142	42 636	37 636	32 758	42 947	79 488	73 228	78 811	102 636
Less Payments	-3 581	-10 851	-9 558	-4 479	-2 553	-13 718	-1 908	-7 216	-3 581
Closing Balance	38 561	31 786	28 078	26 278	40 394	65 769	71 320	71 596	99 054
FS184 Matjhabeng (High)									
Opening Balance	57 932	61 955	22 728	62 505	68 097	62 162	186 274	150 308	175 062
Plus Receipts	2 955	-39 027	39 776	5 592	-5 935	402 301	141 253	64 392	162 531
SubTotal	60 887	22 928	62 505	68 097	62 162	464 463	327 526	214 700	337 592
Less Payments						-278 189	-177 218	-39 439	-195 572
Closing Balance	60 887	22 928	62 505	68 097	62 162	186 274	150 308	175 062	142 020
FS185 Nala (Medium)									
Opening Balance	53 992	81 095	53 983	54 772	56 343	55 418	57 389	54 015	53 989
Plus Receipts	27 102	27 111	789	1 570	-424	1 970	-3 374	-26	-79
SubTotal	81 095	53 983	54 772	56 343	55 418	57 389	54 015	53 989	53 910
Less Payments									
Closing Balance	81 095	53 983	54 772	56 343	55 418	57 389	54 015	53 989	53 910
DC18 Lejweleputswa (Low)									
Opening Balance						1 044	51 856	51 856	51 856
Plus Receipts					467	50 812			34 054
SubTotal					467	51 856	51 856	51 856	85 910
Less Payments					577				
Closing Balance					1 044	51 856	51 856	51 856	85 910
FS191 Setsoto (Medium)									
Opening Balance	-580 757	-507 616	-465 965	-458 779	-460 574	-429 519	-404 137	-377 210	-364 086
Plus Receipts	119 059	45 631	10 540	9 136	57 246	68 601	29 029	24 314	152 990
SubTotal	-461 698	-461 986	-455 425	-449 643	-403 328	-360 918	-375 107	-352 896	-211 096
Less Payments	-45 918	-3 919	-3 354	-10 932	-26 191	-43 218	-2 103	-11 190	-36 635
Closing Balance	-507 616	-465 965	-458 779	-460 574	-429 519	-404 137	-377 210	-354 086	-247 731
FS192 Dihlabeng (Medium)									
Opening Balance	-60	-9 787	243	182	32 280	70 085	106 492	143 509	168 099
Plus Receipts	-9 727	10 030	-54	56 218	53 429	66 806	87 209	43 073	108 519
SubTotal	-9 787	243	189	56 400	85 710	136 891	193 701	186 582	276 618
Less Payments				-24 120	-15 625	-30 398	-50 192	-18 483	-36 241
Closing Balance	-9 787	243	189	32 280	70 085	106 492	143 509	168 099	240 378
FS193 Nketoana (Medium)									
Opening Balance	-396 493	-587 797	-351 297	-350 666	-311 285	-305 682	-256 285	-256 511	-249 223
Plus Receipts	-149 961	-240 895	-18 992	10 770	17 228	63 470	9 895	8 777	41 411
SubTotal	-546 454	-828 692	-370 289	-339 896	-294 057	-242 212	-246 390	-247 734	-207 813
Less Payments	-41 342	-4 395	-18 361	-28 610	-11 625	-14 073	-10 121	-1 489	-3 010
Closing Balance	-587 797	-833 087	-388 650	-360 566	-311 285	-305 682	-256 285	-256 511	-249 223




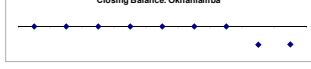



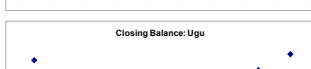
Cash Flow Summary for Financial Year End : 2021

R thousand	July	Aug	Sept	Oct	Nov	Dec	Jan	Feb	Mar
FS194 Maluti-a-Phofung (High)									
Opening Balance	1 927	-36 913	-38 699	-135 005	-211 169	-101 541	-371 579	-399 670	-338 094
Plus Receipts	21 220	3 711	349	379 163	17 863	455 091	31 795	23 114	205 532
SubTotal	37 247	-33 202	-38 350	244 078	-229 632	554 452	403 374	366 544	588 428
Less Payments	-50 958	-5 498	-18 832	-	-124 902	-22 111	-13 696	-3 067	-52 089
Closing Balance	-13 711	-38 699	-47 182	244 077	-104 130	534 542	389 678	363 477	536 538
FS195 Phumelela (Low)									
Opening Balance		-25 868	-28 556	-35 595	-42 971	-47 534	-57 570	-58 431	-69 288
Plus Receipts	2	2	1	-	-	-2	2	-	4
SubTotal		-25 870	-28 555	-35 595	-42 971	-47 536	-57 568	-58 431	-69 284
Less Payments	-25 866	-2 486	-7 040	-3 786	-4 563	-7 376	-802	-10 987	-21 337
Closing Balance	-25 866	-28 556	-35 595	-42 971	-47 534	-57 530	-58 431	-69 288	-90 420
FS196 Mantsopa (Medium)									
Opening Balance		238	238	238	238	238	-114	35 599	31 419
Plus Receipts	238				3 292	36 999	3 134	6 267	58 188
SubTotal	238	238	238	238	3 530	36 884	38 733	37 686	77 605
Less Payments					-3 644	-1 285	-7 314	-18 039	-18 482
Closing Balance	238	238	238	238	-114	35 599	31 419	19 647	59 123
DC19 Thabo Mofutsanyana (Low)									
Opening Balance		-2 350	-837	-652	-2 155	-700	-9 368	-2 188	-2 181
Plus Receipts									
SubTotal		-2 350	-837	-652	-2 155	-700	-9 368	-2 188	-2 181
Less Payments	-2 350	1 513	186	-1 504	1 455	-8 667	7 179	7	-806
Closing Balance	-2 350	-837	-652	-2 155	-700	-9 368	-2 188	-2 181	-2 987
FS201 Mqhaka (High)									
Opening Balance	13 402	-19 342	-20 330	-42 800	-42 843	-42 826	-42 848	-42 807	-42 802
Plus Receipts	8 859	2 961	99	43	18	23	42	5	159 116
SubTotal	16 341	-22 323	-20 031	-42 843	-42 826	-42 848	-42 807	-42 802	116 314
Less Payments									-44 717
Closing Balance	16 341	-22 323	-20 031	-42 843	-42 826	-42 848	-42 807	-42 802	71 597
FS203 Ngwathe (Medium)									
Opening Balance	20 945	68 024	30 510	15 113	-14 746	-10 907	61 000	-8 453	11 422
Plus Receipts	152 356	30 931	21 975	29 492	62 957	178 231	6 619	77 987	134 594
SubTotal	173 302	98 955	42 485	44 606	68 211	167 324	67 619	69 533	145 916
Less Payments	-105 281	-68 445	-47 311	-59 352	-79 118	-106 324	-76 072	-58 112	-111 056
Closing Balance	68 021	30 510	15 113	-14 746	-10 907	61 000	-8 453	11 422	34 760
FS204 Metsimaholo (High)									
Opening Balance	48 064	-43 676	-78 442	-197 871	-235 337	-251 924	-273 978	-280 672	-311 829
Plus Receipts	54 993	90 996	88 978	79 336	104 734	130 355	93 429	72 253	147 946
SubTotal	103 057	47 321	-10 536	-118 536	-130 604	-121 569	-180 549	-208 419	-163 883
Less Payments	-146 462	-125 370	-208 409	-116 802	-121 320	-152 439	-180 723	-103 409	-139 716
Closing Balance	-43 404	-78 049	-197 871	-235 337	-251 924	-273 978	-280 672	-311 829	-303 599
FS205 Mafube (Medium)									
Opening Balance	96 186	98 553	15 700	-19 737	-33 816	-32 192	-14 063	-95 363	87 447
Plus Receipts	3 543	2 197	15	3 828	3 140	13 011	-1	12 301	57 338
SubTotal	99 729	100 750	15 715	-15 908	-30 676	-19 182	-14 064	-83 062	-30 109
Less Payments	-1 176	-85 050	-9 668	-17 907	-1 517	-6 098	-2 410	-4 385	-48 646
Closing Balance	98 553	15 700	6 046	-33 816	-32 192	-25 280	-16 475	-87 447	-78 755
DC20 Fezile Dabi (Low)									
Opening Balance	14 337	14 337	107 315	107 315	107 315	107 315	107 315	107 315	107 315
Plus Receipts									40 002
SubTotal	14 337	14 337	107 315	107 315	107 315	107 315	107 315	107 315	147 317
Less Payments									-7 006
Closing Balance	14 337	14 337	107 315	107 315	107 315	107 315	107 315	107 315	140 312
GT GAUTENG									
EKU City of Ekurhuleni (High)									
Opening Balance	1 654 916	-1 763 279	3 262 258	830 996	1 409 702	1 681 032	1 639 503	1 628 592	1 626 408
Plus Receipts	-3 430 590	5 025 536	2 433 730	778 706	71 330	-41 529	-30 910	17 816	6 159 674
SubTotal	-1 775 675	3 262 258	828 528	1 609 702	1 681 032	1 639 503	1 608 592	1 626 408	7 786 082
Less Payments									-2 896 367
Closing Balance	-1 775 675	3 262 258	828 528	1 609 702	1 681 032	1 639 503	1 608 592	1 626 408	4 889 715
JHB City of Johannesburg (High)									
Opening Balance	50 188	8 127 888	34 911 631	42 446 077	53 911 947	67 926 813	68 024 251	71 137 267	
Plus Receipts	49 628	8 070 694	11 097 320	4 468 759	4 710 355	7 756 192	3 169 843	3 019 096	
SubTotal	49 628	8 120 882	19 225 259	38 980 391	47 216 832	61 268 139	71 594 094	71 943 347	
Less Payments		-42	15 442 507	5 119 303	5 214 001	6 204 366	-3 302 160	-3 898 436	
Closing Balance	49 628	8 120 821	34 667 765	44 099 693	52 430 833	67 472 505	68 294 495	68 044 911	
TSH City of Tshwane (High)									
Opening Balance	4 411 773	8 831 155	12 785 855	15 277 149	16 855 319	21 984 606	23 049 538	24 412 135	
Plus Receipts	4 581 240	4 527 201	3 873 460	2 500 167	1 982 515	5 130 396	1 066 535	1 362 698	
SubTotal	8 993 013	13 358 356	16 659 315	17 777 316	18 837 834	27 115 002	24 116 073	25 774 833	
Less Payments	-4 581 240	-8 938 974	-12 785 855	-15 277 149	-16 855 319	-21 984 606	-23 049 538	-24 412 135	
Closing Balance	4 411 773	8 831 155	12 785 855	15 277 149	16 855 319	21 984 606	23 049 538	24 412 135	
GT421 Emfuleni (High)									
Opening Balance	19 553	240 628	191 900	379 860	440 226	558 153	868 008	819 995	
Plus Receipts	3 567	52 005	286 913	174 168	243 877	320 522	210 749	657 106	
SubTotal	23 119	188 633	478 813	554 028	684 103	878 675	1 078 757	1 477 101	
Less Payments		-98 953	-113 802	-125 950	-106 667	-258 762	-433 187	-584 963	
Closing Balance	23 119	188 633	379 860	440 226	558 153	868 008	819 995	1 043 914	
GT422 Midvaal (Medium)									
Opening Balance	400 009	-17 127	-20 439	401 570	382 802	401 659	401 626	401 627	
Plus Receipts	-17 127	37 566	-18 916	-18 767	18 856	-73	40	1	
SubTotal	382 881	20 439	1 523	382 802	401 659	401 658	401 626	401 627	
Less Payments									
Closing Balance	382 881	20 439	1 523	382 802	401 659	401 586	401 626	401 627	
GT423 Lesedi (Medium)									
Opening Balance	15 994	51 491	71 261	76 169	113 249	115 825	194 161	184 009	
Plus Receipts	-17 906	19 094	42	92 418	40 101	211 262	42 227	85 143	
SubTotal	-1 912	70 586	71 323	168 587	173 350	327 087	256 388	269 153	
Less Payments									
Closing Balance	-1 912	70 586	71 323	168 587	173 350	327 087	256 388	269 153	
DC42 Sedibeng (Medium)									
Opening Balance	16 131	15 768	16 138	24 139	54 793	83 725	142 814	123 750	
Plus Receipts	-363	269	61 061	88 203	81 893	109 608	33 408	76 907	
SubTotal	15 768	16 138	77 199	112 342	136 686	193 523	176 423	200 657	
Less Payments									
Closing Balance	15 768	16 138	24 139	54 793	83 725	142 814	123 750	148 464	
GT481 Mogale City (High)									
Opening Balance	-34 623	-77 705	-28 656	-78 985	-66 890	-67 167	-75 400	-63 679	
Plus Receipts	-42 987	49 236	-14 543	15 023	2 726	-8 032	-33 997	46 495	
SubTotal	-77 611	-28 469	-43 199	-63 963	-64 164	-75 200	-109 397	-17 185	
Less Payments									
Closing Balance	-77 611	-28 469	-43 199	-63 963	-64 164	-75 200	-109 397	-17 185	
GT484 Merafong City (High)									
Opening Balance		115 567	222 328	251 431	236 235	182 592	124 835	83 903	
Plus Receipts	240 963	151 206	132 532	98 424	83 416	93 816	43 759	65 804	
SubTotal	240 963	266 773	354 861	349 855	319 652	276 408	168 594	149 706	
Less Payments	-125 396	-44 445	-103 430	-113 620	-137 060	-151 573	-84 691	-48 506	
Closing Balance	115 567	222 328	251 431	236 235	182 592	124 835	83 903	101 201	
GT485 Rand West City (High)									
Opening Balance	-272 580	-45 101	-129 235	-218 741	-228 456	-230 408	-443 284	-510 231	
Plus Receipts	210 693	167 999	131 272	9 714	94 284	156 151	233 469	91 922	
SubTotal	-61 887	122 898	260 507	-228 456	-32 740	386 559	676 753	602 153	
Less Payments	15 601	6 377	-41 765	-92 331	-56 725	-166 522	-77 005	-34	
Closing Balance	-46 286	129 235	218 741	-228 456	-32 740	386 559	676 753	602 153	
DC48 West Rand (Medium)									
Opening Balance	-409 433	-415 606	-393 002	-370 236	-341 724	-312 215	-149 385	-129 183	
Plus Receipts	193 975	35 405	-21 986	-28 849	-26 332	-135 732	-18 407	-23 725	
SubTotal	-215 458	-380 201	-371 166	-341 387	-315 392	-126 447	-130 898	-105 458	
Less Payments	-147	-12 801	870	-337	3 177	-12 902	1 715	335	
Closing Balance	-415 606	-393 002	-370 236	-341 724	-312 215	-149 385	-129 183	-105 123	



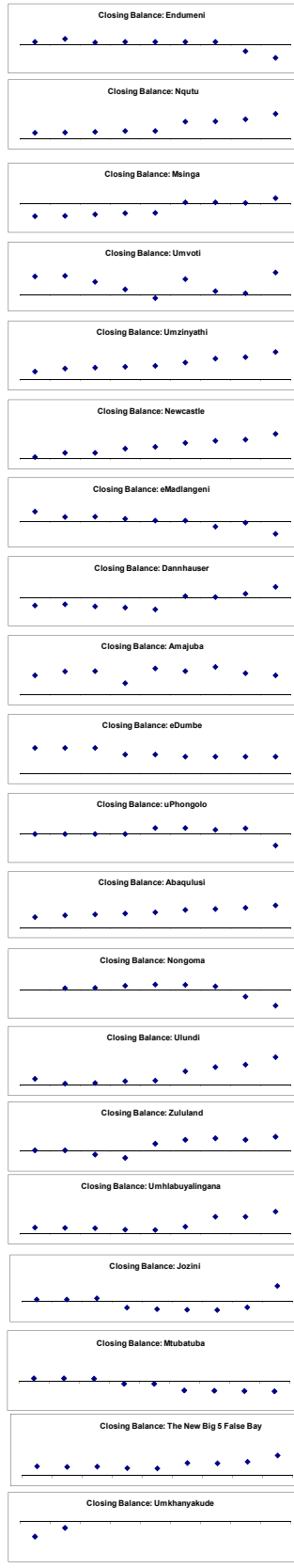
Cash Flow Summary for Financial Year End : 2021

R thousand	July	Aug	Sept	Oct	Nov	Dec	Jan	Feb	Mar
KZ KWAZULU-NATAL									
ETH eThekweni (High)									
Opening Balance	-39 090	-39 090	7 993	-23 656	268 516	56 358	-29 090	-154 467	-154 467
Plus Receipts	39 090	47 083	-31 649	262 172	-202 158	-85 448	29 090	-154 467	150 157
SubTotal	-39 090	7 993	-23 656	258 516	56 358	-29 090	-154 467	-154 467	-4 310
Less Payments	-	-	-	-	-	-	-	-	-
Closing Balance	-39 090	7 993	-23 656	258 516	56 358	-29 090	-154 467	-154 467	-4 310
KZN212 Umdoni (Medium)									
Opening Balance	66 855	66 855	71 838	79 314	84 289	293 857	363 453	369 221	362 990
Plus Receipts	66 855	4 652	7 654	9 376	15 211	69 596	5 768	13 768	52 385
SubTotal	66 855	71 507	79 492	88 690	99 500	363 453	369 221	382 990	435 175
Less Payments	-	-	-	-	-	-	-	-	-
Closing Balance	66 855	71 507	79 314	84 289	99 500	363 453	369 221	382 990	435 175
KZN213 Umzumbi (Low)									
Opening Balance	62 718	62 718	47 430	46 006	28 339	13 171	65 076	52 986	33 770
Plus Receipts	62 718	15 085	-1 425	-17 667	-15 168	51 905	-12 090	-8 846	21 554
SubTotal	62 718	47 832	46 006	28 339	13 171	65 076	52 986	44 140	55 324
Less Payments	-	-	-	-	-	-	-	-	-
Closing Balance	62 718	47 430	46 006	28 339	13 171	65 076	52 986	33 770	36 857
KZN214 uMuziwabantu (Low)									
Opening Balance	60 087	146 811	110 236	112 432	117 470	118 957	158 971	173 039	181 229
Plus Receipts	94 689	-30 524	10 404	7 302	8 755	48 589	14 183	10 947	35 678
SubTotal	154 776	116 286	120 640	119 734	126 225	167 546	173 155	183 986	216 907
Less Payments	-7 965	-6 050	-8 208	-2 264	-7 268	-8 575	-116	-2 756	-7 067
Closing Balance	146 811	110 236	112 432	117 470	118 957	158 971	173 039	181 229	209 840
KZN216 Ray Nkonyeni (High)									
Opening Balance	613 593	719 017	787 592	820 840	889 943	950 639	1 113 958	1 147 943	1 183 653
Plus Receipts	124 271	85 299	93 490	71 538	97 457	205 078	53 218	61 242	158 617
SubTotal	737 864	804 316	881 082	892 378	987 400	1 155 717	1 167 176	1 209 184	1 342 270
Less Payments	-18 848	-16 724	-17 647	-2 434	-36 761	-41 759	-19 233	-25 532	-51 098
Closing Balance	719 017	787 592	863 435	889 943	950 639	1 113 958	1 147 943	1 183 653	1 291 172
DC21 Ugu (High)									
Opening Balance	-15	87 855	29 744	30 325	22 385	15 770	37 529	36 674	50 004
Plus Receipts	87 866	58 177	1 271	-7 960	-6 573	21 758	-862	13 276	59 899
SubTotal	87 852	29 918	31 015	22 365	15 812	37 528	36 667	49 951	109 902
Less Payments	9	37	-17	5	-4	-1	-1	8	2
Closing Balance	87 860	29 715	30 998	22 370	15 809	37 527	36 667	49 942	109 905
KZN211 uMshwathi (Low)									
Opening Balance	-	-	51	59	11	148	258	283	289
Plus Receipts	-	51	8	-48	137	109	26	6	-20
SubTotal	-	51	59	11	148	258	283	289	269
Less Payments	-	-	-	-	-	-	-	-	-
Closing Balance	-	51	59	11	148	258	283	289	269
KZN222 uMngeni (Medium)									
Opening Balance	51 994	51 998	74 118	93 727	119 840	140 513	189 594	208 915	229 668
Plus Receipts	51 994	22 116	19 527	26 309	20 646	49 045	19 321	20 753	41 970
SubTotal	51 994	74 113	93 644	119 836	140 506	189 557	208 915	229 668	271 638
Less Payments	4	4	82	4	7	36	-	-	-
Closing Balance	51 998	74 118	93 727	119 840	140 513	189 594	208 915	229 668	271 638
KZN223 Mpofana (Low)									
Opening Balance	16 032	16 032	4 179	5 013	1 248	1 247	11 837	15 598	14 163
Plus Receipts	14 535	-13 345	834	-5 248	-	11 011	2 091	-2 882	4 664
SubTotal	14 535	2 687	5 013	-236	1 247	12 258	13 928	12 716	18 827
Less Payments	1 497	1 493	1 483	1 483	1 579	1 579	1 670	1 447	1 688
Closing Balance	16 032	4 179	5 013	1 248	1 247	13 837	15 598	14 163	20 435
KZN24 Impendle (Low)									
Opening Balance	8 965	20 974	22 454	21 347	20 437	15 418	28 147	24 658	20 968
Plus Receipts	12 009	1 480	-1 107	-910	-5 019	12 729	-3 489	-3 490	-103
SubTotal	20 974	22 454	21 347	20 437	15 418	28 147	24 658	20 968	20 865
Less Payments	-	-	-	-	-	-	-	-	-
Closing Balance	20 974	22 454	21 347	20 437	15 418	28 147	24 658	20 968	20 865
KZN225 Msunduzi (High)									
Opening Balance	27	7 991 251	8 104 687	7 996 208	8 231 734	8 268 097	8 489 709	8 634 386	9 231 249
Plus Receipts	7 934 425	113 436	-108 479	235 526	36 363	254 744	144 679	596 603	788 099
SubTotal	7 934 433	8 104 687	7 996 208	8 231 734	8 268 097	8 522 841	8 634 387	9 231 249	10 019 349
Less Payments	56 819	-	-	-	-	-33 132	-1	1	1
Closing Balance	7 991 251	8 104 687	7 996 208	8 231 734	8 268 097	8 489 709	8 634 386	9 231 249	10 019 349
KZN226 Mkhambathini (Medium)									
Opening Balance	206	172	30 300	19 929	10 388	30 499	30 444	20 495	10 360
Plus Receipts	-	30 000	-	-	-	-	-	-	-
SubTotal	206	30 172	30 300	19 929	10 388	30 499	30 444	20 495	10 360
Less Payments	-	-	-	-	-	-	-	-	-
Closing Balance	206	30 172	30 300	19 929	10 388	30 499	30 444	20 495	10 360
KZN227 Richmond (Low)									
Opening Balance	54 006	68 925	71 149	76 093	95 131	102 455	106 908	119 473	124 763
Plus Receipts	18 282	6 550	6 597	23 591	9 510	8 313	16 059	6 686	19 920
SubTotal	72 288	75 474	77 746	99 684	104 641	110 767	122 967	126 159	144 683
Less Payments	-3 284	-4 236	-4 652	-4 553	-2 186	-3 860	-3 494	-1 396	-4 958
Closing Balance	68 925	71 149	76 093	95 131	102 455	106 908	119 473	124 763	139 724
DC22 uMngungundlovu (Medium)									
Opening Balance	-12	-17	-15	-43	-102	-23	-25	-17	-19
Plus Receipts	-13	-2	-26	-59	79	-2	8	-2	-16
SubTotal	-25	-19	-40	-102	-23	-25	-17	-19	-35
Less Payments	-	-	-	-	-	-	-	-	-
Closing Balance	-25	-19	-40	-102	-23	-25	-17	-19	-35
KZN225 Okhahlamba (Low)									
Opening Balance	-2	141	143	139	144	141	122	-11 118	-10 907
Plus Receipts	139	2	-5	4	-4	1	3	7	-10
SubTotal	137	143	138	143	140	142	124	-11 111	-10 917
Less Payments	-	-	-	-	-	-	-	-	-
Closing Balance	137	143	138	143	140	142	124	-11 111	-10 917
KZN237 Inkosi Langalibalele (Medium)									
Opening Balance	-	-2 514	-7 161	-8 662	-8 637	-13 670	-24 663	-24 251	-28 129
Plus Receipts	48	-57	69	-48	-7	-4	1	1	-10
SubTotal	48	-2 571	-7 092	-8 709	-8 644	-13 674	-24 664	-24 250	-28 138
Less Payments	-2 562	-4 590	-1 569	-5 025	-10 989	-413	-3 879	-17 147	-17 147
Closing Balance	-2 514	-7 161	-8 662	-8 709	-13 670	-24 663	-24 251	-28 129	-45 285
KZN238 Alfred Duma (High)									
Opening Balance	-832 631	-787 026	-693 778	-615 569	-554 356	-456 441	-266 380	-213 725	-157 852
Plus Receipts	152 554	85 199	83 151	63 632	81 594	209 902	94 526	64 867	144 602
SubTotal	-780 077	-699 827	-610 627	-551 937	-472 762	-246 539	-171 854	-148 858	-132 250
Less Payments	-6 940	-1 051	-4 942	-2 420	-16 331	-19 841	-1 871	-8 794	-12 507
Closing Balance	-787 026	-698 778	-615 569	-554 356	-476 441	-266 380	-171 854	-157 652	-25 758
DC23 Uthukela (Medium)									
Opening Balance	-757 731	-466 226	-460 989	-425 865	-420 005	-423 813	-208 314	-249 618	-283 463
Plus Receipts	294 193	31 198	60 942	39 726	9 083	235 792	10 581	33 074	170 331
SubTotal	-463 538	-435 028	-400 047	-386 139	-410 922	-188 021	-197 733	-216 544	-113 132
Less Payments	-2 687	-25 962	-25 617	-33 866	-12 891	-20 293	-51 885	-30 424	-39 631
Closing Balance	-466 226	-460 989	-425 865	-420 005	-423 813	-208 314	-249 618	-246 968	-152 763




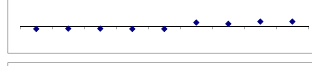





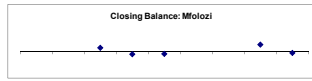
Cash Flow Summary for Financial Year End : 2021

R thousand	July	Aug	Sept	Oct	Nov	Dec	Jan	Feb	Mar
KZN241 Endumeni (Medium)									
Opening Balance			973	362	427	435	429	438	-1 092
Plus Receipts	434	539	433	45	8	-4	9	-8	-4
Sub Total	434	973	362	427	435	429	438	438	-1 097
Less Payments									-1 107
Closing Balance	434	973	362	427	435	429	438	438	-2 205
KZN242 Nquthu (Low)									
Opening Balance		76 631	80 645	89 764	98 916	102 301	223 926	227 523	256 018
Plus Receipts	76 631	4 014	9 228	9 047	3 500	122 955	3 598	28 736	71 460
Sub Total	76 631	80 645	89 873	98 811	102 416	225 256	227 524	256 259	327 478
Less Payments			159	105	115	1 330	1	241	112
Closing Balance	76 631	80 645	89 764	98 916	102 301	223 926	227 523	256 018	327 367
KZN244 Msinga (Low)									
Opening Balance	-221 711	-101 859	-99 981	-86 279	-76 438	-75 121	12 329	12 919	7 868
Plus Receipts	122 402	7 691	22 348	17 698	11 473	102 826	3 829	1 579	49 461
Sub Total	-99 310	-94 168	-77 633	-68 581	-64 966	-27 706	16 158	14 498	57 330
Less Payments	-2 549	-5 813	-8 646	-7 857	-10 155	-15 376	-3 239	-6 630	-8 908
Closing Balance	-101 859	-99 981	-86 279	-76 438	-75 121	12 329	12 919	7 868	48 422
KZN245 Umvoti (Medium)									
Opening Balance		30 637	31 515	21 719	8 955	-5 430	25 915	6 283	2 384
Plus Receipts	30 637	878	-9 796	-12 764	-14 385	32 208	-19 632	-3 899	34 449
Sub Total	30 637	31 515	21 719	8 955	-5 430	26 778	6 283	2 384	36 832
Less Payments						863			
Closing Balance	30 637	31 515	21 719	8 955	-5 430	25 915	6 283	2 384	36 832
DC24 Umzimyathi (Low)									
Opening Balance		400 295	554 787	597 776	448 330	693 562	850 866	1 047 539	1 126 308
Plus Receipts	400 303	154 558	43 049	21 849	40 734	214 618	386 454	71 948	261 103
Sub Total	400 303	554 853	597 836	619 625	489 064	908 179	1 037 520	1 119 487	1 387 411
Less Payments	-8	-66	-40	28 705	4 498	-57 313	10 019	6 821	-3 324
Closing Balance	400 295	554 787	597 776	648 330	493 562	850 866	1 047 539	1 126 308	1 384 087
KZN252 Newcastle (High)									
Opening Balance		128 887	473 324	474 273	819 770	976 152	1 302 009	1 466 609	1 583 062
Plus Receipts	128 911	344 510	526	345 382	156 482	325 928	164 693	116 463	468 426
Sub Total	128 911	473 397	473 850	819 655	976 252	1 302 080	1 466 702	1 583 072	2 051 488
Less Payments	-25	-75	426	-85	-100	-71	93	9	-299
Closing Balance	128 887	473 322	474 275	819 770	976 152	1 302 009	1 466 609	1 583 062	2 051 189
KZN253 eMdlaleni (Low)									
Opening Balance		6 590	3 055	3 284	1 894	648	605	-3 440	-698
Plus Receipts	6 601	-3 525	240	-1 379	-1 235	-43	-4 033	5 349	-7 406
Sub Total	6 601	3 055	3 295	1 905	659	605	-3 428	1 909	-8 103
Less Payments	-11	-11	-11	-11	-11	-11	-12	-2 607	-172
Closing Balance	6 590	3 055	3 284	1 894	648	605	-3 440	-698	-8 115
KZN254 Dannhauser (Low)									
Opening Balance	-78 098	-27 143	-22 924	-30 296	-33 546	-40 094	3 660	1 415	11 718
Plus Receipts	78 231	4 732	7 842	4 241	1 492	52 613	2 080	12 386	33 412
Sub Total	133	-22 411	-15 082	-26 055	-32 054	-12 519	5 740	13 801	45 130
Less Payments	-27 295	-493	-15 214	-7 491	-8 040	8 858	-4 325	-2 082	-9 852
Closing Balance	-27 163	-22 924	-30 296	-33 546	-40 094	3 660	1 415	11 718	35 278
DC25 Amajuba (Low)									
Opening Balance		97 612	100 125	100 394	92 394	102 189	100 430	103 153	99 037
Plus Receipts	97 612	2 514	269	89	20 366	10 250	2 723	-171	161
Sub Total	97 612	100 125	100 394	100 305	112 760	112 439	103 153	102 982	99 197
Less Payments				-7 911	-10 572	-12 008		-3 945	-1 490
Closing Balance	97 612	100 125	100 394	92 394	102 189	100 430	103 153	99 037	97 707
KZN261 eDumbe (Low)									
Opening Balance	25 058	25 058	25 058	18 559	18 559	16 431	16 431	16 417	16 417
Plus Receipts	25	25	25	2	2	2	2	2	2
Sub Total	25 058	25 058	25 058	18 559	18 559	16 433	16 431	16 417	16 417
Less Payments									
Closing Balance	25 058	25 058	25 058	18 559	18 559	16 433	16 431	16 417	16 417
KZN262 uPhongolo (Low)									
Opening Balance		-1	3	5	1 122	4 963	4 966	3 553	4 687
Plus Receipts	-1	1	3	-3	3	29 992	8	8	158
Sub Total	-1	1	3	3	5 119	4 966	34 956	3 561	4 845
Less Payments					156	311	311	1 136	14 373
Closing Balance	-1	3	3	3	4 963	4 966	3 553	4 687	9 527
KZN263 Abaqulusi (Low)									
Opening Balance	330 416	377 608	434 244	467 078	500 815	542 801	619 323	655 510	700 031
Plus Receipts	82 174	53 801	39 474	43 403	42 029	103 277	44 332	28 627	90 099
Sub Total	412 589	431 409	473 719	510 481	542 844	646 078	663 655	684 137	790 130
Less Payments	-34 981	2 833	-6 641	-9 666	-43	-26 755	-8 145	15 639	-7 373
Closing Balance	377 608	434 242	467 078	500 815	542 801	619 323	655 510	699 776	782 758
KZN265 Nongoma (Low)									
Opening Balance		5	6	11	19	15	10	13	-23
Plus Receipts		-	2	-2	-2	-	1	3	4
Sub Total		5	6	13	17	16	11	15	-19
Less Payments									-34
Closing Balance		5	6	13	17	16	11	15	-53
KZN266 Ulundi (Low)									
Opening Balance	-4 022	42 082	10 947	13 587	26 328	29 543	92 455	119 943	133 113
Plus Receipts	36 060	31 125	2 721	12 741	4 725	63 916	33 612	15 789	46 669
Sub Total	42 082	10 947	13 678	26 328	31 062	92 459	126 067	135 732	179 721
Less Payments					-1 519	-5	-6 123	-132	6 084
Closing Balance	42 082	10 947	13 678	26 328	29 543	92 455	119 943	135 732	185 805
DC26 Zululand (Medium)									
Opening Balance	12 290	10 170	13 780	-200 750	-362 934	339 530	528 803	606 407	538 968
Plus Receipts	-2 120	3 610	-18 165	-11 547	936 249	363 527	113 729	67 026	316 852
Sub Total	10 170	13 780	-4 385	-212 297	573 314	703 057	642 532	673 433	855 820
Less Payments			-196 365	-150 638	-233 784	-174 254	-36 125	-134 465	-177 888
Closing Balance	10 170	13 780	-200 750	-362 934	339 530	528 803	606 407	538 968	677 932
KZN271 Umhlabuyalingana (Medium)									
Opening Balance		80 751	74 857	71 264	53 335	48 544	91 296	222 581	225 282
Plus Receipts	74 787	-7 483	-5 091	-15 892	-13 201	56 791	136 873	4 217	68 914
Sub Total	74 787	73 269	69 767	55 372	40 134	105 335	229 168	226 797	294 196
Less Payments	5 965	1 588	1 497	-2 037	8 410	-14 039	-5 588	-1 516	-2 177
Closing Balance	80 751	74 857	71 264	53 335	48 544	91 296	222 581	225 282	292 019
KZN272 Jozini (Low)									
Opening Balance		5 018	5 050	7 598	-11 779	-14 796	-16 283	-16 686	-11 269
Plus Receipts	5 018	32	2 548	-19 377	-3 016	-1 487	-404	5 417	53 406
Sub Total	5 018	5 050	7 598	-11 779	-14 796	-16 283	-16 686	-11 269	42 137
Less Payments									9 505
Closing Balance	5 018	5 050	7 598	-11 779	-14 796	-16 283	-16 686	-11 269	32 632
KZN275 Mubatuba (Low)									
Opening Balance		765	722	681	-849	-849	-2 766	-2 847	-2 908
Plus Receipts	765	765	-39	16				-11	59
Sub Total	765	765	683	697	-849	-849	-2 766	-2 858	-2 967
Less Payments			-43	-2	-1 546	-1 911	-77	-38	-38
Closing Balance	765	722	681	689	-849	-849	-2 843	-2 896	-3 006
KZN276 Habisa Big Five (Low)									
Opening Balance	15 443	28 433	25 960	27 172	22 954	21 938	38 844	38 388	42 609
Plus Receipts	13 109	48	48	-4 929	41	17 735	-2 922	5 432	19 650
Sub Total	28 552	28 481	26 008	22 243	22 996	39 673	35 922	43 820	62 259
Less Payments	-119	-2 534	1 163	721	-1 057	-827	2 465	-1 210	599
Closing Balance	28 433	25 960	27 172	22 954	21 938	38 844	38 388	42 609	63 058
DC27 Umkhanyakude (Medium)									
Opening Balance		-3	-1						
Plus Receipts	-3	1	1						
Sub Total	-3	1	1						
Less Payments									
Closing Balance	-3	1	1						



Cash Flow Summary for Financial Year End : 2021

R thousand	July	Aug	Sept	Oct	Nov	Dec	Jan	Feb	Mar
KZN281 Mfolozi (Medium)									
Opening Balance				2	-2	-2			4
Plus Receipts			2	4				4	5
SubTotal			2	-2	-2			4	-1
Less Payments									
Closing Balance			2	-2	-2			4	-1
KZN282 uMhlatuze (High)									
Opening Balance	-252 403	-510 329	-783 395	-1 032 216	-1 278 070	-1 278 070	-1 632 734	-1 842 571	-2 067 934
Plus Receipts	-4 262	1 722	2 293	128	175	-79	5 407	-4 300	-1 201
SubTotal	-256 665	-508 607	-781 102	-904 088	-1 107 895	-1 278 149	-1 627 327	-1 846 871	-2 069 135
Less Payments	248 120	259 448	275 360	248 909	346 030	364 585	275 244	221 043	321 650
Closing Balance	-252 403	-510 329	-783 395	-1 032 216	-1 278 070	-1 632 734	-1 842 571	-2 067 934	-2 390 785
KZN284 uMalazi (Low)									
Opening Balance	-6	-23	-1	-68	-76	-68	-32	-94	1 093
Plus Receipts	-9	8	-53	-2	15	35	48	1 124	2
SubTotal	-15	-14	-54	-70	-62	-32	16	1 030	1 095
Less Payments									
Closing Balance	-15	-14	-54	-70	-62	-32	16	1 030	1 095
KZN285 Mhlonjani (Low)									
Opening Balance	4 029	4 026	4 029	4 027	4 029	4 027	4 023	-3 251	-4 251
Plus Receipts	2	2	2	2	2	-5	-3 245	-1 048	-455
SubTotal	4 026	4 028	4 027	4 029	4 027	4 022	778	-4 299	-4 706
Less Payments									
Closing Balance	4 026	4 029	4 027	4 029	4 027	4 023	778	-4 251	-4 706
KZN286 Nkandla (Medium)									
Opening Balance	30 410	30 557	30 694	30 696	30 760	31 040	31 147	31 253	31 392
Plus Receipts			2	-2	-6	5			4
SubTotal	30 410	30 557	30 694	30 696	30 754	31 047	31 147	31 253	31 396
Less Payments									
Closing Balance	30 410	30 557	30 694	30 696	30 754	31 047	31 147	31 253	31 396
DC28 King Cetshwayo (High)									
Opening Balance	494 384	864 603	1 001 672	1 501 455	1 576 605	1 791 742	1 996 519	2 032 712	2 050 802
Plus Receipts	518 054	175 161	574 421	220 928	312 807	441 352	217 347	200 842	297 358
SubTotal	1 012 438	1 039 764	1 576 093	1 722 383	1 889 412	2 233 124	2 213 866	2 233 554	2 348 160
Less Payments	-154 857	-37 991	-74 453	-145 778	-97 470	-236 405	-181 152	-182 753	-191 900
Closing Balance	857 582	1 001 672	1 501 640	1 576 605	1 791 742	1 996 519	2 032 713	2 050 802	2 156 260
KZN291 Mandeni (Low)									
Opening Balance	77 623	51 771	43 924	24 020	13 121	16 759	94 872	114 650	132 425
Plus Receipts	-23 056	-7 847	-18 888	-14 712	3 854	77 957	20 009	17 990	103 600
SubTotal	54 566	43 924	25 035	9 308	16 975	94 716	114 881	132 640	236 025
Less Payments	-2 795		-1 016	3 813	-275	156	230	275	219
Closing Balance	51 771	43 924	24 020	13 121	16 759	94 872	114 650	132 425	235 806
KZN292 KwaDukuza (High)									
Opening Balance	-606 030	-417 625	-288 801	-169 431	-35 854	96 936	350 994	487 294	602 496
Plus Receipts	173 108	169 742	131 234	146 759	148 191	271 611	141 428	128 405	199 854
SubTotal	-432 922	-247 883	-157 567	-22 672	112 337	366 547	492 422	615 700	802 350
Less Payments	15 297	40 918	-11 864	-13 182	-15 401	-17 558	-5 127	-13 204	-21 778
Closing Balance	-417 625	-288 801	-169 431	-35 854	96 936	350 999	487 294	602 496	780 572
KZN293 Nodwede (Low)									
Opening Balance	82 413	168 856	185 119	204 029	221 302	243 411	348 510	365 853	386 861
Plus Receipts	86 795	17 224	20 029	17 475	21 276	105 485	17 345	21 011	53 466
SubTotal	169 208	186 080	205 148	221 504	242 578	348 895	365 855	386 864	440 327
Less Payments	-352	-962	-1 119	-201	832	-385	-2	-2	280
Closing Balance	168 856	185 119	204 029	221 302	243 411	348 510	365 853	386 861	440 607
KZN294 Maphumulo (Medium)									
Opening Balance	13 223	49 872	53 997	62 473	76 063	136 926	136 921	138 753	139 392
Plus Receipts	36 453	4 130	5 450					1 947	444
SubTotal	49 676	54 002	59 447	62 473	76 063	136 926	138 768	139 397	177 449
Less Payments	-4	-4	-4	-4	-4	-5	-15	-5	-8
Closing Balance	49 672	53 997	59 442	62 469	76 057	136 921	138 753	139 392	177 441
DC29 iLembe (Low)									
Opening Balance	-417 811	-87 910	-82 013	-74 893	-89 933	-93 139	109 713	69 102	135 566
Plus Receipts	343 237	26 891	91 648	51 693	36 102	257 292	15 542	109 104	210 163
SubTotal	-74 574	-61 018	9 636	-23 199	-53 831	164 153	125 255	178 206	345 729
Less Payments	-13 326	20 994	-54 539	-66 734	39 308	-54 439	-54 152	42 840	-200 806
Closing Balance	-87 910	-82 013	-74 893	-89 933	-93 139	109 713	69 102	135 566	145 323
KZN433 Greater Kokstad (Low)									
Opening Balance	211 537	258 106	267 418	287 290	310 288	320 822	382 146	397 613	416 590
Plus Receipts	51 375	30 778	29 162	37 624	20 026	60 432	24 611	28 918	42 742
SubTotal	262 912	288 884	296 580	324 914	330 314	401 234	406 757	426 531	459 331
Less Payments	-4 807	-21 465	-9 290	-14 625	-9 492	-19 089	-9 144	-9 941	-14 690
Closing Balance	258 106	267 418	287 290	310 288	320 822	382 146	397 613	416 590	444 641
KZN434 Ukhuhlebezwe (Low)									
Opening Balance	-99 867	-143 552	-143 663	-174 111	-174 228	-174 422	-231 270	-231 376	-231 508
Plus Receipts	-46 887			5	4	-56 701	6	-1	-4
SubTotal	-146 754	-143 551	-143 663	-174 116	-174 224	-231 123	-231 264	-231 377	-231 512
Less Payments	3 203	-112		-112	-198	-146	-112	-130	-71
Closing Balance	-143 552	-143 663	-143 775	-174 228	-174 422	-231 270	-231 376	-231 508	-231 583
KZN435 Umzimkhulu (Medium)									
Opening Balance	588 722	681 151	678 207	684 286	670 520	664 151	753 037	755 909	747 635
Plus Receipts	95 274	4 603	12 946	374	4 736	96 585	13 645	222	49 662
SubTotal	683 997	685 754	691 153	684 659	675 255	760 736	766 684	756 131	817 297
Less Payments	-3 947	-7 547	-8 667	-14 139	-11 104	-7 700	-10 775	-8 496	-6 874
Closing Balance	681 151	678 207	684 286	670 520	664 151	753 037	755 909	747 635	810 423
KZN436 Dr Nkosisazana Dlamini Zuma (Medium)									
Opening Balance	82 144	83 952	85 988	89 438	99 438	236 184	363 757	365 424	367 671
Plus Receipts	82 143	1 649	2 015	13 448	12 543	127 573	1 666	2 247	42 576
SubTotal	82 143	85 601	88 003	102 886	111 981	363 757	365 424	367 671	410 246
Less Payments	1	139	2	2	1				
Closing Balance	82 144	83 952	85 988	99 438	111 981	363 757	365 424	367 671	410 246
DC43 Harry Gwala (Low)									
Opening Balance	40 671	38 957	40 810	-47 332	-102 950	-164 819	-15 013	-81 267	-135 080
Plus Receipts	-11 714	1 853	37 605	31 321	11 417	271 426	3 576	33 075	156 492
SubTotal	38 957	40 810	78 415	-16 011	-91 533	106 607	-11 437	-48 192	21 413
Less Payments			-125 747	-86 938	-73 286	-121 620	-69 830	-86 888	-117 083
Closing Balance	38 957	40 810	-47 332	-102 950	-164 819	-15 013	-81 267	-135 080	-95 670




Cash Flow Summary for Financial Year End : 2021

R thousand July Aug Sept Oct Nov Dec Jan Feb Mar

LP LIMPOPO

LIM331 Greater Giyani (Low)

Opening Balance									
Plus Receipts									
SubTotal									
Less Payments									
Closing Balance									



LIM332 Greater Letaba (Low)

Opening Balance			40 667	40 276	40 667	44 527	232 545	229 139	193 080
Plus Receipts	33	391	124 090	137 864	106 532	522 519	71 772	118 096	199 225
SubTotal	33	33	40 276	40 667	41 286	222 327	237 805	233 008	276 809
Less Payments					3 241	10 218	-8 666	-39 928	-16 141
Closing Balance	33	33	40 276	40 667	44 527	232 545	229 139	193 080	260 668




LIM333 Greater Tzaneen (High)

Opening Balance		328 176	378 675	493 129	618 460	714 281	1 227 175	1 298 587	1 410 666
Plus Receipts	340 859	57 820	124 090	137 864	106 532	522 519	71 772	118 096	199 225
SubTotal	340 859	385 996	502 765	630 993	724 992	1 236 800	1 298 946	1 416 683	1 609 891
Less Payments	-13 994	-7 320	-9 637	-12 533	-10 711	-9 625	-360	-6 017	-4 990
Closing Balance	326 866	378 675	493 129	618 460	714 281	1 227 175	1 298 587	1 410 666	1 604 902



LIM334 Ba-Phalaborwa (Medium)

Opening Balance		91 726	95 304	122 901	143 057	141 396	140 444	162 180	184 729
Plus Receipts	94 254	3 578	33 010	20 883	3 202	1 065	21 847	23 033	1 294
SubTotal	94 254	95 304	128 314	143 784	146 259	142 461	162 291	185 213	186 023
Less Payments	-2 527		-5 414	-727	-4 863	-2 017	-110	-484	-1 978
Closing Balance	91 726	95 304	122 901	143 057	141 396	140 444	162 180	184 729	184 045




LIM335 Maruleng (Low)

Opening Balance	75 015	136 687	140 426	140 998	150 324	150 876	234 085	226 952	242 198
Plus Receipts	75 573	11 308	13 460	9 426	7 564	85 335	2	10 322	55 164
SubTotal	150 588	147 995	153 887	150 324	157 888	236 210	234 086	237 275	297 362
Less Payments	-13 901	-7 569	-12 988	-7 012	-7 012	-2 126	-7 134	4 923	
Closing Balance	136 687	140 426	140 998	150 324	150 876	234 085	226 952	242 198	297 362




DC33 Mopani (Low)

Opening Balance	-2 145	35 193	80 268	73 652	430 061	354 422	473 517	218 955	873 313
Plus Receipts	-9 933	3 943	1 376	615 975			1 638	654 981	46 598
SubTotal	-4 098	39 136	81 645	689 627	430 061	354 422	475 155	873 936	919 911
Less Payments	41 291	41 133	-7 993	-259 566	-75 640	119 095	-256 200	-622	-169 927
Closing Balance	35 193	80 268	73 652	430 061	354 422	473 517	218 955	873 313	749 984



LIM341 Musina (Low)

Opening Balance	-169 509	-163 092	-147 552	-126 015	-118 305	-110 837	-103 571	-81 357	-75 770
Plus Receipts	4 417	18 211	20 560	13 441	8 770	10 499	23 520	13 237	13 101
SubTotal	-165 092	-144 881	-127 002	-112 574	-109 535	-100 338	-80 052	-68 120	-62 668
Less Payments		-2 671	987	-5 731	-1 302	-3 144	-1 305	-5 266	-3 360
Closing Balance	-165 092	-147 552	-126 015	-118 305	-110 837	-103 571	-81 357	-73 387	-66 029



LIM343 Thulamela (Medium)

Opening Balance	-264 921	-282 672	-299 455	-312 149	-327 116	-340 544	-362 601	-369 836	-387 385
Plus Receipts	2 159	3 542	3 617	4 188	3 407	2 583	1 376	1 969	1 915
SubTotal	-262 762	-279 130	-295 838	-307 961	-323 710	-337 960	-361 225	-367 867	-385 470
Less Payments	-19 910	-20 325	-16 512	-19 156	-16 834	-14 641	-8 611	-19 519	-20 857
Closing Balance	-282 672	-299 455	-312 149	-327 116	-340 544	-362 601	-369 836	-387 385	-406 327




LIM344 Makhado (Medium)

Opening Balance	-202 263	-150 617	-87 332	-46 508	-4 627	-156 500	67 550	430 145	399 376
Plus Receipts	160 649	102 062	69 955	69 802	55 781	273 430	213 139	54 367	200 947
SubTotal	-41 614	-48 555	-17 377	23 294	51 154	116 930	280 689	484 513	600 324
Less Payments	-109 002	-38 777	-29 131	-27 921	-207 654	-49 380	149 456	-33 321	-59 756
Closing Balance	-150 617	-87 332	-46 508	-4 627	-156 500	67 550	430 145	451 191	540 568



LIM345 Collins Chabane (Medium)

Opening Balance	1 057 083	1 201 398	1 192 308	1 153 137	1 121 777	1 114 482	1 274 237	1 262 606	1 250 400
Plus Receipts	170 658	4 865	1 050	880	16 879	214 802	6 799	1 930	106 675
SubTotal	1 227 741	1 206 263	1 193 358	1 154 017	1 138 656	1 329 284	1 281 036	1 264 536	1 357 075
Less Payments	-34 340	-13 954	-40 222	-32 240	-24 174	-55 047	-18 430	-14 137	-51 633
Closing Balance	1 201 398	1 192 308	1 153 137	1 121 777	1 114 482	1 274 237	1 262 606	1 250 400	1 305 442



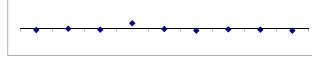


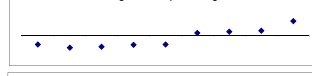




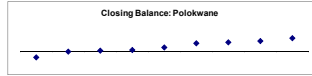
DC34 Vhembe (Low)

Opening Balance	-4 221 722	-3 690 364	-3 743 292	-3 843 279	-3 843 058	-3 876 804	-3 876 804	-3 395 841	-3 467 219	-3 508 308
Plus Receipts	871 371	11 207	1 058	1 223 407	253	531 878	60	1 853	371 255	
SubTotal	-3 350 351	-3 679 157	-3 742 235	-3 742 872	-3 842 805	-3 344 926	-3 315 744	-3 393 988	-3 095 964	
Less Payments	-140 003	-64 136	-101 045	-122 186	-33 999	-93 915	-71 439	-42 943	-91 502	
Closing Balance	-3 690 364	-3 743 292	-3 843 279	-3 843 058	-3 876 804	-3 395 841	-3 467 219	-3 508 308	-3 228 555	



Cash Flow Summary for Financial Year End : 2021

R thousand	July	Aug	Sept	Oct	Nov	Dec	Jan	Feb	Mar
LIM351 Blouberg (Low)									
Opening Balance	41 261	41 269	41 260	37 297	60 016	11 834	60 270	58 217	66 328
Plus Receipts	9	9	12 355	38 759	20 338	101 624	2 908	25 143	42 232
SubTotal	41 270	41 278	53 614	76 047	39 478	113 658	63 178	83 360	128 560
Less Payments			-16 318	-14 031	-27 844	-53 389	-4 961	-17 032	-30 815
Closing Balance	41 270	41 261	37 297	60 016	11 834	60 270	58 217	66 328	97 745
LIM353 Molemole (Low)									
Opening Balance	24 594	22 248	22 097	23 063	23 063	23 063	23 063	105 544	31 963
Plus Receipts	-453	505						11 070	44 707
SubTotal	24 141	22 753	22 097	23 063	23 063	23 063	23 063	116 614	76 670
Less Payments								25 181	23 407
Closing Balance	24 141	22 753	22 097	23 063	23 063	23 063	23 063	91 434	53 262
LIM354 Polokwane (High)									
Opening Balance	-778 166	-969 140	-53 224	47 389	174 712	567 223	1 219 854	1 377 014	1 557 061
Plus Receipts	66 437	981 629	191 680	202 072	439 051	764 257	166 483	191 095	557 629
SubTotal	-709 728	-12 728	138 456	249 461	613 763	1 331 480	1 386 337	1 568 109	2 114 690
Less Payments	-259 412	-65 712	-91 067	-74 749	-46 540	-111 626	-9 223	-11 049	-113 093
Closing Balance	-967 140	-53 224	47 389	174 712	567 223	1 219 854	1 377 014	1 557 061	2 001 596
LIM355 Lepelle-Nkumpi (Low)									
Opening Balance	12	255 990	260 390	279 414	318 737	338 249	354 511	412 478	431 483
Plus Receipts	282 312	24 212	33 941	39 843	32 636	31 297	40 194	14 963	46 221
SubTotal	282 324	280 203	294 331	319 257	351 373	369 546	394 706	427 441	477 704
Less Payments	-26 326	-19 812	-14 909	-5 29	-13 124	-15 035	-17 773	-4 042	-19 848
Closing Balance	255 998	260 391	279 421	318 728	338 249	354 511	412 478	431 483	457 856
DC35 Capricorn (Medium)									
Opening Balance	3	-63	-122	-115	-118	-118	-118	-118	-118
Plus Receipts									
SubTotal	3	-63	-122	-115	-118	-118	-118	-118	-118
Less Payments	-66	-60							-70
Closing Balance	-63	-124	-122	-115	-118	-118	-118	-118	-189
LIM361 Thabazimbi (Low)									
Opening Balance	19 605	-1 372	13 992	30 846	44 677	56 227	49 094	58 383	69 848
Plus Receipts	16 888	14 815	18 609	18 915	16 702	15 306	16 455	16 455	20 635
SubTotal	36 493	13 443	32 601	49 761	61 380	71 533	65 549	74 838	90 483
Less Payments	-37 845	-549	-1 755	-5 083	-5 153	-22 439	-7 246	-4 990	-20 554
Closing Balance	-1 372	13 992	30 846	44 677	56 227	49 094	58 383	69 848	69 929
LIM362 Lephalele (Medium)									
Opening Balance		7 772	97 257	126 487	124 361	110 532	113 760	153 806	162 153
Plus Receipts	24 338	100 346	39 601	316	48	11 553	40 074	20 921	36 330
SubTotal	24 338	108 118	136 858	126 803	124 409	122 085	153 834	174 727	198 482
Less Payments	-16 585	-10 861	-10 571	-2 442	-13 877	-8 325	-28	-12 584	-2 856
Closing Balance	7 772	97 257	126 487	124 361	110 532	113 760	153 806	162 153	201 338
LIM366 Bela Bela (Medium)									
Opening Balance	604 556	661 039	679 636	702 884	705 424	745 193	779 686	792 932	820 800
Plus Receipts	74 930	26 853	20 629	14 756	42 044	65 503	18 188	31 353	42 608
SubTotal	679 486	687 892	700 265	717 640	747 468	810 696	797 874	824 284	863 407
Less Payments	-18 447	-8 277	-2 639	-12 216	-2 275	-31 010	-4 942	-3 485	-12 094
Closing Balance	661 039	679 616	702 884	705 424	745 193	779 686	792 932	820 800	851 313
LIM367 Mogalakwena (Low)									
Opening Balance	41 529	37 546	37 546	143 229	136 634	148 449	164 356	254 197	210 630
Plus Receipts	5 617	-3 983	105 683	45 871	59 900	255 275	41 143	52 347	186 505
SubTotal	5 617	37 546	143 229	189 099	196 534	403 724	205 519	306 543	397 135
Less Payments			-52 465	-47 105	-239 349	-48 678	-95 913	-48 735	-73 735
Closing Balance	5 617	37 546	143 229	136 634	148 449	164 356	254 197	210 630	348 400
LIM368 Modimolle-Mookgongong (Medium)									
Opening Balance	-194 612	-90 983	-59 481	-17 419	17 790	45 125	100 750	127 557	174 354
Plus Receipts	87 893	119 936	31 524	29 333	22 912	65 625	26 806	32 049	58 896
SubTotal	-106 719	-71 047	-27 956	11 914	40 302	100 750	127 557	159 606	233 250
Less Payments	15 736	11 567	10 537	5 876	4 423	-3 046	-9 507	-2 090	-372
Closing Balance	-90 983	-59 481	-17 419	17 790	45 125	100 750	127 557	184 393	229 421
DC36 Waterberg (Low)									
Opening Balance	120 350	170 342	159 371	149 230	135 239	100 529	137 028	135 318	117 748
Plus Receipts	61 407	640	175	162	1 536	47 772	984	748	303
SubTotal	181 757	170 982	159 546	149 392	136 775	148 301	138 011	136 067	118 051
Less Payments	-11 415	-11 611	-10 316	-14 153	-36 246	-11 274	-2 493	-8 426	-11 510
Closing Balance	170 342	159 371	149 230	135 239	100 529	137 028	135 318	117 641	106 741
LIM471 Ephraim Mogale (Low)									
Opening Balance	-192 085	-72 229	-95 625	-87 306	-74 690	-70 635	16 553	25 801	34 463
Plus Receipts	125 338	-13 392	12 219	16 436	7 101	96 695	9 248	10 752	72 716
SubTotal	-66 746	-85 671	-83 406	-70 870	-67 589	-26 600	25 801	36 553	107 180
Less Payments	-5 532	-9 955	-3 900	-3 820	-3 046	-9 507	-2 090	-2 090	-372
Closing Balance	-72 279	-95 625	-87 306	-74 690	-70 635	-16 553	25 801	34 463	106 808
LIM472 Elias Motoaleli (Medium)									
Opening Balance	897 081	878 770	867 986	841 971	805 141	782 509	739 802	709 564	667 400
Plus Receipts	-3 073	9 952	2 934	3 252	2 722	4 128	1 817	2 391	3 187
SubTotal	894 008	888 722	870 920	845 223	807 863	786 637	741 618	711 955	670 587
Less Payments	-15 238	-20 736	-28 949	-40 082	-25 354	-46 635	-32 054	-44 555	-39 353
Closing Balance	878 770	867 986	841 971	805 141	782 509	739 802	709 564	667 400	631 234
LIM473 Makhuduthamaga (Low)									
Opening Balance									
Plus Receipts									
SubTotal									
Less Payments									
Closing Balance									
LIM476 Tubatse Fetakgomo (Low)									
Opening Balance	190 376	214 162	211 506	222 772	276 276	245 219	260 605	266 086	235 032
Plus Receipts			112 523	16 666	172 258	13 974	19 457	19 457	142 604
SubTotal	190 376	214 162	211 506	239 438	292 441	259 193	280 062	285 542	377 637
Less Payments			-59 019	-47 223	-147 464	-8 493	-50 510	-40 634	-40 634
Closing Balance	190 376	214 162	211 506	276 276	245 219	250 699	266 086	255 032	336 803
DC47 Sekhukhune (High)									
Opening Balance		-183 429	85 980	-671 914	1 439 405	-158 018	-659 030	-316 046	-424 574
Plus Receipts	-461 058	49 837	-300 483	2 590 255	-1 581 617	-256 725	384 656	8 715	-62 521
SubTotal	-461 058	-133 593	-214 503	1 918 341	57 789	-414 743	-274 374	-307 332	-487 095
Less Payments		-140 885	-278 936	-215 807	-244 287	-41 672	-117 242	-117 242	-199 474
Closing Balance	-461 058	-133 593	-355 388	1 639 405	-158 018	-659 030	-316 046	-424 574	-686 569


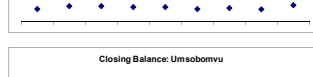
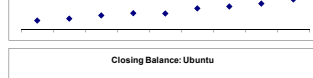
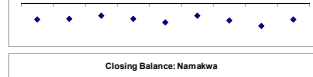

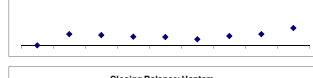

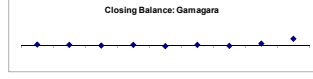
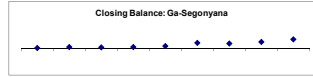



Cash Flow Summary for Financial Year End : 2021

R thousand	July	Aug	Sept	Oct	Nov	Dec	Jan	Feb	Mar
MP MPUTALANGA									
MP301 Albert Luthuli (Medium)									
Opening Balance		1 383	-8 077	-38 440	-58 406	-32 262	-55 274	-57 238	-76 772
Plus Receipts	1 383	489		535	95 546	-34	5 310	289	40
SubTotal	1 383	1 796	-7 588	-37 925	37 139	-32 296	-49 964	-56 949	-76 732
Less Payments		-9 863		-20 482	-69 402	-22 978	-7 274	-19 823	-81 742
Closing Balance	1 383	-8 077	-38 460	-58 406	-32 262	-55 274	-57 238	-76 772	-158 474
MP302 Msukaliqwa (Low)									
Opening Balance	166 932	135 369	212 422	96 620	121 694	26 349	93 965	94 088	-79 313
Plus Receipts	83 959	86 869	73 165	73 165	46 628	149 691	123	195 785	143 645
SubTotal	299 971	276 332	310 965	171 765	188 123	176 043	94 088	113 665	84 332
Less Payments	-72 550	-27 707	-125 578	-50 071	-39 657	-63 079		-43 311	-72 624
Closing Balance	227 367	188 255	185 326	121 694	128 465	93 965	94 088	70 294	11 708
MP303 Mkhondo (Low)									
Opening Balance	-51 285	-88 868	-76 138	-25 699	18 899	35 527	16 399	66 719	97 444
Plus Receipts	57 080	28 058	31 258	40 868	26 971	43 746	50 798	20 484	89 556
SubTotal	5 795	-60 810	-44 880	15 169	45 870	79 273	67 197	87 203	187 000
Less Payments	-64 899	-15 320	-19 181	-7 733	-10 343	-42 074	-479	-10 241	-52 355
Closing Balance	-89 194	-76 138	-25 699	18 899	35 527	16 399	66 719	97 444	134 645
MP304 Pixley Ka Seme (Medium)									
Opening Balance	141 889	137 610	160 342	174 529	185 816	195 744	261 119	265 255	275 024
Plus Receipts	7 628	24 327	20 089	13 676	11 317	72 185	11 607	24 012	60 211
SubTotal	149 517	161 937	180 431	188 205	197 133	267 929	272 726	289 267	335 235
Less Payments	-11 907	-1 595	-5 902	-2 389	-1 388	-6 811	-7 471	-14 250	4 590
Closing Balance	137 610	160 342	174 529	185 816	195 744	261 119	265 255	275 017	339 825
MP305 Lekwa (Low)									
Opening Balance	-864 490	-798 554	-613 697	-554 951	-447 345	-356 613	-286 823	-169 377	-114 950
Plus Receipts	10 885	76 275	51 818	50 810	46 413	101 882	98 346	64 964	85 403
SubTotal	-857 604	-722 278	-561 878	-504 141	-400 932	-254 731	-188 477	-104 413	-29 546
Less Payments	59 041	108 592	6 927	56 796	44 319	-32 092	19 100	-10 537	23 308
Closing Balance	-798 564	-613 697	-554 951	-447 345	-356 613	-286 823	-169 377	-114 950	-7 238
MP306 Dipaleseng (Low)									
Opening Balance	-178 528	-145 596	-121 568	-113 881	-105 277	-101 210	-83 650	-63 432	-63 933
Plus Receipts	59 940	37 922	20 443	18 229	47 104	28 884	5 825	16 218	35 066
SubTotal	-127 587	-107 674	-101 126	-95 652	-58 173	-72 326	-77 825	-47 214	-28 867
Less Payments	-18 035	-13 905	-12 756	-9 565	-43 087	-13 244	-15 617	-16 719	-7 166
Closing Balance	-145 596	-121 568	-113 881	-105 227	-101 210	-83 650	-63 432	-63 933	-66 033
MP307 Govan Mbeki (High)									
Opening Balance	224 455	346 408	559 075	765 389	949 527	1 187 871	1 486 455	1 622 380	1 723 960
Plus Receipts	-10 291	-166 075	287 065	107 972	193 357	386 881	111 730	108 541	217 249
SubTotal	214 165	180 333	846 141	873 361	1 142 883	1 574 752	1 598 184	1 730 921	1 941 209
Less Payments	132 244	46 591	-80 751	76 165	44 987	-88 297	24 196	-6 960	-48 564
Closing Balance	346 408	559 075	765 389	949 527	1 187 871	1 486 455	1 622 380	1 723 960	1 892 644
DC30 Gert Sibande (Medium)									
Opening Balance	218 241	359 600	369 433	357 883	359 283	355 365	455 572	447 189	444 463
Plus Receipts	141 853	1 930	201	144	1 664	92 916	89	1 903	80 098
SubTotal	360 094	361 530	369 634	358 027	360 947	448 281	445 661	449 092	524 561
Less Payments	494	-1 096	-2 751	1 256	-5 582	-2 710	1 529	-4 629	-4 854
Closing Balance	359 600	360 433	367 883	359 283	355 365	445 572	447 189	444 463	519 707
MP311 Victor Khanye (Medium)									
Opening Balance	-202 657	-209 557	-217 009	-210 036	-199 510	-168 742	-182 738	-184 124	-185 567
Plus Receipts	13 020	38 859	34 049	27 432	48 402	40 375	30 633	26 808	25 410
SubTotal	-189 638	-170 698	-182 959	-182 605	-151 108	-128 367	-152 105	-157 316	-160 157
Less Payments	-19 919	-46 311	-27 077	-16 905	-17 634	-54 371	-32 019	-28 251	-43 074
Closing Balance	-209 557	-217 009	-210 036	-199 510	-168 742	-182 738	-184 124	-185 567	-203 231
MP312 Emalahleni (MP) (High)									
Opening Balance	-187 467	-359 366	-536 633	-741 165	-892 088	-1 075 124	-1 335 122	-1 447 076	-1 926 496
Plus Receipts	16	3 922	-3 879	9	346	216	43	62	625
SubTotal	-187 451	-355 444	-540 512	-741 174	-892 454	-1 074 908	-1 335 080	-1 447 016	-1 926 071
Less Payments	-281 594	-197 948	-206 413	-153 341	-184 680	-261 300	-130 275	-158 397	-279 977
Closing Balance	-469 044	-553 392	-746 925	-894 515	-1 077 134	-1 336 208	-1 465 355	-1 605 413	-2 206 047
MP313 Steve Tshwete (High)									
Opening Balance	115 827	205 904	348 467	360 279	395 168	456 906	582 579	641 118	677 972
Plus Receipts	97 796	182 281	90 722	92 381	118 310	226 988	73 670	87 798	157 609
SubTotal	213 623	388 185	439 189	452 660	513 478	683 894	656 250	728 916	835 581
Less Payments	-7 119	-39 718	-78 909	-57 492	-56 314	-101 315	-15 132	-50 944	-87 756
Closing Balance	205 904	348 467	360 279	395 168	457 164	582 579	641 118	677 972	747 825
MP314 Emakhazeni (Low)									
Opening Balance	217 277	59 528	78 233	74 172	82 543	86 629	97 358	98 882	122 137
Plus Receipts	48 352	28 284	8 636	16 493	11 039	37 051	10 239	26 847	48 781
SubTotal	75 629	87 812	86 869	90 664	93 582	123 880	107 597	125 728	170 918
Less Payments	-16 301	-9 379	-12 698	-8 121	-6 753	-26 522	-8 715	-3 591	-20 140
Closing Balance	59 328	78 433	74 172	82 543	86 829	97 358	98 882	122 137	150 779
MP315 Thembisile Hani (Low)									
Opening Balance	94 076	275 145	284 524	270 651	264 883	263 857	437 425	429 604	432 556
Plus Receipts	198 583	15 652	6 712	12 342	7 541	215 164	277	12 333	127 402
SubTotal	292 660	290 798	291 236	282 994	272 424	479 020	437 702	441 937	559 958
Less Payments	-17 514	-6 316	-20 585	-18 111	-8 567	-41 595	-8 099	-9 381	-37 263
Closing Balance	275 145	284 482	270 651	264 883	263 857	437 425	429 604	432 556	522 695
MP316 Dr J.S. Moroka (Low)									
Opening Balance	-314 972	-310 341	-129 886	-119 184	-131 294	-130 599	56 562	30 311	24 459
Plus Receipts	4 631	188 307	17 526	12 134	4 785	194 414	2 667	7 497	135 229
SubTotal	-310 341	-122 034	-112 360	-107 050	-126 509	-63 815	59 219	37 808	159 688
Less Payments	-7 198	-7 852	-4 824	-24 244	-4 090	-7 253	-28 908	-13 349	-23 845
Closing Balance	-310 341	-129 886	-119 184	-131 294	-130 599	56 562	30 311	24 459	135 843
DC31 Nkangala (High)									
Opening Balance	15 546	112 408	166 279	165 956	154 411	147 427	252 198	248 045	243 216
Plus Receipts	108 048	59 387	6 114	317	149	115 515	151	153	91 919
SubTotal	121 594	171 794	172 453	166 639	154 559	262 942	252 349	248 197	335 135
Less Payments	-9 188	-5 514	-4 497	-11 229	-7 132	-10 744	-4 304	-4 981	-11 502
Closing Balance	112 406	166 279	165 956	154 411	147 427	252 198	248 045	243 216	323 634
MP321 Thaba Chweu (Low)									
Opening Balance	209 324	166 956	183 614	204 309	210 568	216 779	260 870	275 660	287 877
Plus Receipts	-4 515	13 198	37 935	1 590	4 008	80 074	8 175	20 278	56 815
SubTotal	204 809	180 153	221 550	205 909	214 576	296 853	269 045	295 937	344 692
Less Payments	-37 854	-3 661	-17 261	-4 676	-2 204	-35 984	-6 615	-9 860	-22 992
Closing Balance	166 955	183 614	204 309	210 568	216 779	260 870	275 660	287 877	321 700
MP324 Nkomazi (Medium)									
Opening Balance	218 307	213 671	218 810	218 678	218 796	218 793	218 802	218 800	218 797
Plus Receipts	-4 636	4 709	-132	108	7	9	-2	-3	576 657
SubTotal	213 671	218 380	218 678	218 786	218 793	218 802	218 800	218 797	795 454
Less Payments									-1 529
Closing Balance	213 671	218 380	218 678	218 786	218 793	218 802	218 800	218 797	793 925
MP325 Bushbuckridge (Low)									
Opening Balance	-3 587	-4 587	-11 475	-13 738	-19 065	-23 743	-27 963	-31 833	-35 163
Plus Receipts	206		-12	12			-3	3	-2
SubTotal	-3 380	-4 587	-11 487	-13 727	-19 065	-23 743	-27 966	-31 830	-35 165
Less Payments									
Closing Balance	-3 380	-4 587	-11 487	-13 727	-19 065	-23 743	-27 966	-31 830	-35 165
MP326 City of Mbombela (High)									
Opening Balance	93 539	51 367	96 574	75 972	75 634	76 171	76 237	24 461	-24 053
Plus Receipts	-42 172	45 207	62	62	327	46	192 780	223 436	553 152
SubTotal	51 367	96 574	96 636	76 034	76 171	76 237	269 017	247 897	529 100
Less Payments							-244 556	-271 950	

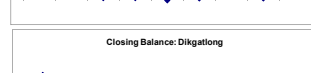
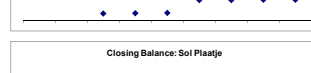

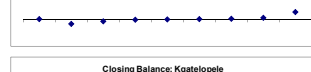


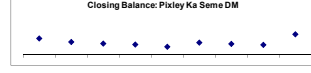

Cash Flow Summary for Financial Year End : 2021

R thousand	July	Aug	Sept	Oct	Nov	Dec	Jan	Feb	Mar
NC NORTHERN CAPE									
NC451 Joe Morolong (Low)									
Opening Balance		29 549	40 999	17 414	5 511	-12 353	-36 589	-75 363	-91 393
Plus Receipts	29 549	11 450	-13 584	22 427	967	-133	-26 656	728	98 994
SubTotal	29 549	40 999	27 414	39 841	6 478	-12 486	-43 244	-74 635	7 201
Less Payments				-34 330	-18 831	-24 103	-12 119	-16 758	-20 275
Closing Balance	29 549	40 999	27 414	5 511	-12 353	-36 589	-75 363	-91 393	-13 074
NC452 Ga-Segonyana (Medium)									
Opening Balance	-87 610	-1 191	28 512	18 249	28 958	59 051	159 990	144 562	193 583
Plus Receipts	124 625	36 363	16 887	20 512	44 627	124 874	16 323	40 091	92 917
SubTotal	37 015	35 172	45 399	38 761	73 586	183 925	176 323	184 653	286 500
Less Payments	-38 206	-6 661	-27 150	-9 802	-14 534	-23 925	-31 761	-8 930	-14 458
Closing Balance	-1 191	28 512	18 249	28 958	59 051	159 990	144 562	193 583	272 042
NC453 Gamagara (Medium)									
Opening Balance		6	2	-7	-1	-17	1	-10	16
Plus Receipts	6	-4	-9	6	-16	18	-11	26	59
SubTotal	6	2	-7	-1	-17	1	-10	16	75
Less Payments									
Closing Balance	6	2	-7	-1	-17	1	-10	16	75
DC45 John Taolo Gaetsewe (Medium)									
Opening Balance		3 900	5 441	5 542	5 842	10 446	10 446	11 046	11 046
Plus Receipts		3 900	1 541	300	4 767	600	600	2 400	2 400
SubTotal		3 900	5 441	5 842	10 609	10 446	11 046	13 446	13 446
Less Payments			101	-163				29	29
Closing Balance		3 900	5 441	5 542	5 842	10 446	10 446	11 046	13 475
NC061 Richtersveld (Medium)									
Opening Balance	-574	-1 950	-3 377	2 604	2 030	75	1 268	80	6 320
Plus Receipts	-1 377	1 172	1	2			2	-9	9
SubTotal	-1 950	-779	-3 376	2 606	2 030	75	1 270	71	6 330
Less Payments									
Closing Balance	-1 950	-779	-3 376	2 606	2 030	75	1 270	71	6 330
NC062 Nama Khoi (Medium)									
Opening Balance	125 667	575 072	597 802	622 658	645 615	665 914	691 721	715 545	730 397
Plus Receipts	450 282	22 772	24 895	22 998	20 335	26 003	23 861	14 892	34 135
SubTotal	575 949	597 844	622 696	645 655	665 950	691 917	715 582	730 437	764 532
Less Payments	-877	-43	-38	-41	-36	-196	-37	-40	-45
Closing Balance	575 072	597 802	622 658	645 615	665 914	691 721	715 545	730 397	764 487
NC064 Kamiesberg (Low)									
Opening Balance		2 535	33 059	33 983	26 926	26 347	19 031	29 444	35 604
Plus Receipts	16 352	4 833	4 987	1 954	4 844	3 820	16 899	16 712	27 020
SubTotal	16 352	43 848	40 046	35 937	31 770	30 168	35 930	46 157	62 623
Less Payments	-15 640	-8 947	-8 078	-9 011	-5 422	-11 136	-4 486	-10 553	-8 176
Closing Balance	712	34 882	31 968	26 926	26 347	19 031	29 444	35 604	54 447
NC065 Hantam (Low)									
Opening Balance	991	28 460	68 079	61 547	64 360	51 904	68 093	62 324	58 701
Plus Receipts	35 742	136 924	17 407	17 603	49 567	20 044	14 849	23 586	54 367
SubTotal	36 733	165 384	85 486	79 150	113 927	71 949	82 942	85 910	113 068
Less Payments	-4 273	-97 304	-23 460	-14 790	-42 023	-3 055	-20 616	-27 209	-35 281
Closing Balance	28 460	68 079	61 547	64 360	51 904	68 093	62 324	58 701	77 787
NC066 Karoo Hoogland (Medium)									
Opening Balance		16 494	17 461	14 687	17 254	18 879	26 794	27 818	27 110
Plus Receipts	17 546	3 531	993	6 891	7 164	14 772	3 714	2 945	14 837
SubTotal	17 546	20 025	18 454	21 578	24 418	33 651	30 508	30 762	41 948
Less Payments	-1 052	-2 563	-3 767	-4 323	-5 539	-6 856	-2 690	-3 652	-3 965
Closing Balance	16 494	17 461	14 687	17 254	18 879	26 794	27 818	27 110	37 982
NC067 Khai-Ma (Low)									
Opening Balance	1 595	4 970	-4 360	-2 453	-4 817	-5 863	-3 775	-5 280	-6 998
Plus Receipts	12 472	6 175	11 737	2 952	3 618	12 579	1 602	1 204	8 883
SubTotal	14 067	11 205	7 377	498	-1 199	6 716	-2 173	-4 077	1 884
Less Payments	-19 037	-5 971	-9 125	-5 315	-4 664	-10 491	-3 107	-2 922	-6 916
Closing Balance	-4 970	-4 766	-3 748	-4 817	-5 863	-3 775	-5 280	-6 998	-5 031
DC6 Namakwa (Medium)									
Opening Balance	-4 182	27 439	33 095	42 715	49 660	49 377	64 831	71 278	79 609
Plus Receipts	38 332	7 842	11 071	8 216	1 202	27 820	7 624	9 503	14 893
SubTotal	42 513	35 281	44 166	51 031	50 862	77 177	72 455	80 782	94 502
Less Payments	-15 074	-2 186	-1 457	-1 370	-1 485	-12 346	-977	-1 173	-1 673
Closing Balance	27 439	33 095	42 708	49 660	49 377	64 831	71 278	79 609	92 829
NC071 Ubuntu (Medium)									
Opening Balance		20 195	24 388	24 387	22 924	23 047	20 239	21 035	19 947
Plus Receipts	23 359	6 029	-2	-1	1	3	759	-762	-197
SubTotal	23 359	26 224	24 387	24 386	22 925	23 050	20 998	20 273	19 750
Less Payments	-3 164	-1 836	-1 661	-1 661	52	-2 814	354	-349	6 144
Closing Balance	20 195	24 388	24 387	22 924	22 874	20 235	21 353	19 924	25 894
NC072 Umsobomvu (Low)									
Opening Balance	-10 000	-10 000	-9 996	-9 999	-10 000	-9 998	-10 000	-10 000	-10 000
Plus Receipts		4	-4	-1	2	-2			
SubTotal	-10 000	-9 996	-9 999	-10 000	-9 998	-10 000	-10 000	-10 000	-10 000
Less Payments									
Closing Balance	-10 000	-9 996	-9 999	-10 000	-9 998	-10 000	-10 000	-10 000	-10 000
NC073 Emthanjeni (Medium)									
Opening Balance	-6 715	-23 230	-22 760	-31 082	-42 038	-46 892	-56 945	-62 628	-62 628
Plus Receipts	217	-8 000	8 000	-1	-3 007	3 001	-2 013	2 010	-1 605
SubTotal	217	-14 715	-15 231	-22 761	-34 089	-39 037	-48 906	-54 936	-64 233
Less Payments	-4 931	-8 515	-7 530	-8 321	-7 949	-7 856	-8 040	-7 492	-7 523
Closing Balance	-6 715	-23 230	-22 760	-31 082	-42 038	-46 892	-56 945	-62 628	-71 756
NC074 Kareeberg (Medium)									
Opening Balance		33	33	33	33	33	33	33	33
Plus Receipts									
SubTotal		33	33	33	33	33	33	33	33
Less Payments									
Closing Balance		33	33	33	33	33	33	33	33
NC075 Renosterberg (Medium)									
Opening Balance	-76 808	-57 862	-56 122	-54 756	-52 884	-51 234	-28 108	-22 070	-16 666
Plus Receipts	22 417	5 488	6 707	1 988	1 121	28 020	7 403	6 897	11 203
SubTotal	-54 391	-52 374	-49 415	-52 768	-51 764	-23 214	-20 705	-15 173	-5 463
Less Payments	-3 471	-3 749	-5 350	-103	530	-4 904	-1 365	-1 492	-4 672
Closing Balance	-57 862	-56 122	-54 766	-52 884	-51 234	-28 108	-22 070	-16 666	-10 134
NC076 Thembelihle (Low)									
Opening Balance		19 038	21 264	22 940	24 688	37 417	42 223	44 811	57 915
Plus Receipts	19 038	2 353	1 675	2 130	12 729	4 806	2 588	13 661	14
SubTotal	19 038	21 391	22 940	25 069	37 417	42 223	44 811	58 472	57 900
Less Payments		-177		-381				-557	
Closing Balance	19 038	21 264	22 940	24 688	37 417	42 223	44 811	57 915	57 900



Cash Flow Summary for Financial Year End : 2021

R thousand	July	Aug	Sept	Oct	Nov	Dec	Jan	Feb	Mar
NC077 Siyathemba (Medium)									
Opening Balance	-17 060	-35 807	-42 589	123 038	128 077	127 411	121 784	116 490	109 188
Plus Receipts	76	-3	5	5	2	11	4		-3
SubTotal	-16 982	-35 809	-42 594	123 029	128 074	127 422	121 780	116 489	109 185
Less Payments		14 496	14 533	14 566					
Closing Balance	-16 982	-21 313	-28 071	137 995	128 074	127 422	121 780	116 489	109 185
NC078 Siyancuma (Medium)									
Opening Balance	10 245	8 938	42 829	48 585	59 749	103 072	99 781	101 256	112 266
Plus Receipts	16				10	19	-19	9	-1
SubTotal	10 261	8 938	42 829	48 585	59 759	103 091	99 762	101 266	112 266
Less Payments	-1 159	48	5 751	4 956	25	890	11	817	480
Closing Balance	9 101	8 986	48 580	53 541	59 714	102 200	99 751	102 083	112 746
DC7 Pixley Ka Seme (NC) (Medium)									
Opening Balance	11 986	50 981	39 399	34 979	31 164	24 345	37 548	34 054	43 009
Plus Receipts	36 526	-9 425	499	367	1 390	18 546	525	522	26 130
SubTotal	48 512	41 356	39 899	35 346	32 554	42 891	38 073	34 577	69 138
Less Payments	2 468	-1 956	-4 992	-4 182	-8 209	-5 343	-4 019	-3 626	-5 205
Closing Balance	50 981	39 399	34 907	31 164	24 345	37 548	34 054	30 950	63 933
NC082 Kall Garib (Low)									
Opening Balance	-1 052	-3 159	-3 230	-3 324	6 313	16 316	16 326	91 028	110 130
Plus Receipts	298	3	94	9 636	10 002	10	74 734	19 156	1 536
SubTotal	-755	-3 156	-3 324	6 312	16 316	16 326	91 060	110 184	111 666
Less Payments			2				32	54	
Closing Balance	-755	-3 156	-3 324	6 313	16 316	16 326	91 028	110 130	111 666
NC084 Kheis (Low)									
Opening Balance	19 618	25 259	26 704	28 371	32 162	40 827	49 181	50 148	50 148
Plus Receipts	18 754	3 546	658	345	192	9 140	4 539		14 340
SubTotal	18 764	23 144	25 917	27 049	29 543	41 302	45 366	49 181	64 388
Less Payments	854	2 095	786	1 322	3 599	-475	3 815	966	1 242
Closing Balance	19 618	25 259	26 704	28 371	32 162	40 827	49 181	50 148	65 630
NC085 Tsantsabane (Low)									
Opening Balance	17	-6 207	-5 787	-2 582	-262	-49	361	1 804	2 014
Plus Receipts	200	420	3 012	1 984	23	-7	1	-1	6 888
SubTotal	217	-5 787	-2 775	-998	-239	-56	362	1 803	8 902
Less Payments									
Closing Balance	217	-5 787	-2 775	-998	-239	-56	362	1 803	8 902
NC086 Kgatelopele (Low)									
Opening Balance		-5	-30	-48	-57	-61	-93	-100	-103
Plus Receipts	5	2	3				5		3
SubTotal	5	-3	-28	-48	-57	-61	-98	-100	-101
Less Payments			-28	-9	-5	-32	-1	4	-17
Closing Balance	5	-30	-48	-57	-61	-93	-100	-103	-118
NC087 Dawid Kruijer (Medium)									
Opening Balance		95 479	132 953	102 471	66 611	78 290	88 913	115 356	106 403
Plus Receipts	121 689	103 177	59 483	26 001	61 356	100 015	73 847	58 801	100 091
SubTotal	121 689	198 656	192 436	128 472	127 967	178 305	162 760	174 157	206 494
Less Payments	-26 209	-65 703	-89 964	-61 861	-49 677	-89 392	-47 403	-67 754	-93 764
Closing Balance	95 479	132 953	102 471	66 611	78 290	88 913	115 356	106 403	112 731
DC8 Z F Mgcawu (Medium)									
Opening Balance				1 002	1 081		1 128	3 127	3 151
Plus Receipts				1 002	79	46	1 999		24
SubTotal				1 002	1 081	1 128	3 127	3 127	3 151
Less Payments									
Closing Balance				1 002	1 081	1 128	3 127	3 127	3 151
NC091 Sol Plaatje (High)									
Opening Balance	73 916	88 101	100 569	-8 605	-8 962	-83 478	-17 696	41 186	-16 896
Plus Receipts	-28 432	32 648	155 653	160 812	119 613	228 567	177 091	105 811	259 603
SubTotal	45 484	120 749	256 221	152 207	111 551	145 089	159 395	146 997	242 707
Less Payments	24 464	12 083	-24 826	-160 269	-195 029	-162 786	-118 208	-163 693	-210 734
Closing Balance	45 484	100 569	-8 605	-8 962	-83 478	-17 697	41 186	-16 896	31 973
NC092 Dikgatlong (Low)									
Opening Balance		27 349	20 291	12 777	-8 767	-29 802	-39 626	-43 924	-48 355
Plus Receipts	51 813	5 025	9 248	2 333	3 127	1 657	2 667	6 280	33 330
SubTotal	51 813	32 373	29 538	15 111	-5 640	-28 146	-36 959	-37 644	-15 025
Less Payments	24 464	12 083	-16 761	-23 878	24 162	-11 480	-6 965	-10 711	17 681
Closing Balance	27 349	20 291	12 777	-8 767	-29 802	-39 626	-43 924	-48 355	-32 106
NC093 Magareng (Low)									
Opening Balance	-3 408	8 080	12 180	20 112	14 296	4 887	5 163	5 641	9 736
Plus Receipts	27 119	22 170	11 510	5 236	10 408	275	6 219	4 367	14 530
SubTotal	23 711	30 250	23 691	25 348	24 704	5 163	11 381	10 008	24 266
Less Payments	-15 631	-18 070	-7 900	-10 351	-19 816	-5 740	-5 740	-272	-69 121
Closing Balance	8 080	12 180	15 790	14 997	4 887	5 163	5 641	9 736	-44 856
NC094 Phokwane (Medium)									
Opening Balance	50 385	85 123	91 560	143 141	84 899	114 670	133 127	112 906	109 538
Plus Receipts	40 427	16 723	74 187	19 739	18 069	32 296	11 203	2 650	5 495
SubTotal	90 811	101 846	165 747	162 880	102 968	146 966	144 330	115 556	115 034
Less Payments	-5 689	-328	-22 605	-37 555	-11 828	-11 839	-31 424	-6 018	10 956
Closing Balance	85 123	101 518	143 141	125 326	91 140	133 127	112 906	109 538	125 989
DC9 Frances Baard (Medium)									
Opening Balance	103 090	139 839	145 647	136 072	127 138	120 167	143 537	137 272	140 979
Plus Receipts	111 726	19 120	5 920	6 990	15 712	57 464	4 941	22 307	111 650
SubTotal	214 816	158 959	151 567	143 062	142 850	177 771	150 478	159 579	252 629
Less Payments	-74 986	-13 312	-15 560	-15 924	-22 683	-34 234	-13 206	-18 601	-63 000
Closing Balance	139 839	145 647	136 007	127 138	120 167	143 537	137 272	140 979	189 629


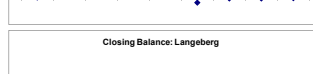

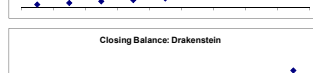





Cash Flow Summary for Financial Year End : 2021

R thousand	July	Aug	Sept	Oct	Nov	Dec	Jan	Feb	Mar
NW NORTH WEST									
NW271 Moretele (Low)									
Opening Balance	9	1	50 439	50 460	50 460	50 445	50 447	50 459	50 443
Plus Receipts									
SubTotal	9	1	50 439	50 460	50 460	50 445	50 447	50 459	50 443
Less Payments									
Closing Balance	9	1	50 439	50 460	50 460	50 445	50 447	50 459	50 443
NW372 Madibeng (High)									
Opening Balance	572 199	198 944	71 347	240 575	252 491	246 236	246 088	246 171	247 887
Plus Receipts	41 919	56 853	-11 840	12 546	-6 255	-148	89	1 716	-1 648
SubTotal	620 118	255 797	57 186	253 120	246 236	246 088	246 171	247 887	246 239
Less Payments									
Closing Balance	620 118	255 797	57 186	253 120	246 236	246 088	246 171	247 887	246 239
NW373 Rustenburg (High)									
Opening Balance	437 016	437 016	501 956	528 318	528 069	528 218	473 739	484 029	687 574
Plus Receipts	437 016	64 940	26 362	249	149	-187	118	190 659	449 545
SubTotal	437 016	501 956	528 318	528 069	528 218	528 031	473 857	674 688	1 137 120
Less Payments									
Closing Balance	437 016	501 956	528 318	528 069	528 218	473 739	473 857	674 688	1 137 120
NW374 Kgatlengrivier (Low)									
Opening Balance		-1 004	4 443	14 280	27 823	27 834	62 596	134 588	199 217
Plus Receipts	571	5 739	9 905	31 008	11	3 394	81 986	81 948	-240
SubTotal	571	4 735	14 349	45 287	27 834	31 228	144 582	216 536	198 977
Less Payments	-1 576	-292	-69	-17 465	-	31 366	-9 994	-17 319	-
Closing Balance	-1 004	4 443	14 280	27 823	27 834	62 596	134 588	199 217	198 977
NW375 Moses Kotane (Medium)									
Opening Balance	55 079	48 765	48 781	48 781	49 626	192 338	269 586	221 780	174 952
Plus Receipts	-16	16	64 939	143 081	221 001	-13 756	7 204	260 791	
SubTotal	55 004	48 781	48 781	113 720	212 507	413 338	255 830	228 984	435 743
Less Payments									
Closing Balance	55 004	48 781	48 781	69 426	192 338	269 586	221 780	174 952	374 608
DC37 Bojanala Platinum (High)									
Opening Balance									
Plus Receipts									
SubTotal									
Less Payments									
Closing Balance									
NW381 Ratlou (Low)									
Opening Balance		69 529	83 637	97 315	115 392	140 149	209 840	218 580	233 360
Plus Receipts	68 643	14 121	13 579	18 137	24 753	69 491	7 825	14 786	56 415
SubTotal	68 643	83 649	97 216	115 453	140 145	209 840	217 165	233 366	289 774
Less Payments	885	-12	100	61	4	-	915	-7	-757
Closing Balance	69 529	83 637	97 315	115 392	140 149	209 840	218 580	233 360	289 017
NW382 Tswaing (Low)									
Opening Balance	29 166	-51 097	-60 733	-88 506	-118 452	-110 952	-113 178	-110 602	-110 638
Plus Receipts	-2 187	2 787	425	337	-417	-2 226	2 576	-36	19
SubTotal	26 979	-48 309	-60 308	-88 169	-118 869	-113 178	-110 602	-110 638	-110 619
Less Payments	58 621	-12 569	-28 344	-28 344	-	-	-	-	-
Closing Balance	-31 641	-60 879	-88 652	-116 573	-118 869	-113 178	-110 602	-110 638	-110 619
NW383 Mafikeng (Low)									
Opening Balance	-161 440	-37 273	-6 881	83 154	102 214	113 572	288 426	310 010	333 412
Plus Receipts	129 238	59 828	93 992	35 661	27 835	189 773	31 046	40 636	141 241
SubTotal	-32 202	22 555	87 110	118 815	130 049	303 345	319 471	350 646	474 652
Less Payments	-5 071	-29 436	-3 957	-16 601	-16 477	-14 919	-9 462	-17 234	-2 042
Closing Balance	-37 273	-6 881	83 154	102 214	113 572	288 426	310 010	333 412	472 610
NW384 Ditsobotla (Low)									
Opening Balance	87 670	88 154	88 421	88 421	88 881	89 378	89 675	89 906	90 302
Plus Receipts	87 674	484	266	512	518	298	231	396	390
SubTotal	87 674	88 154	88 421	88 933	89 399	89 675	89 906	90 302	90 692
Less Payments	4			52	21				
Closing Balance	87 670	88 154	88 421	88 881	89 378	89 675	89 906	90 302	90 692
NW385 Ramotshere Moiloa (Low)									
Opening Balance	6 731	12 280	-23 813	-69 421	-97 659	-96 942	-118 410	-106 508	-117 352
Plus Receipts									
SubTotal	6 731	12 280	-23 813	-69 421	-97 659	-96 942	-118 410	-106 508	-117 352
Less Payments	8 372	8 421	-15 911	-12 272	-624	-13 057	1 881	-21 730	-16 469
Closing Balance	15 103	20 701	-39 724	-81 726	-98 473	-110 020	-116 521	-125 231	-136 669
DC38 Ngaka Modiri Molema (Low)									
Opening Balance	-75 535	-75 535	-85 105	-174 289	-174 289	-134 480	-134 480	-179 480	-17 452
Plus Receipts									
SubTotal	-75 535	-75 535	-85 105	-174 289	-174 289	-134 480	-134 480	-179 480	-17 452
Less Payments									
Closing Balance	-75 535	-75 535	-85 105	-174 289	-174 289	-134 480	-134 480	-179 480	-17 452
NW392 Naledi (NW) (Low)									
Opening Balance	34 005	33 994	42 308	42 327	58 767	62 649	75 964	87 041	95 075
Plus Receipts	34 005	8 321	19	16 454	3 894	13 326	11 102	8 043	7 769
SubTotal	34 005	42 315	42 327	58 781	62 661	75 975	87 066	95 084	102 844
Less Payments	-11	-7	-	-14	-13	-11	-25	-9	-
Closing Balance	33 994	42 308	42 327	58 767	62 649	75 964	87 041	95 075	102 844
NW393 Mmusa (Medium)									
Opening Balance									
Plus Receipts									
SubTotal									
Less Payments									
Closing Balance									
NW394 Greater Taung (Medium)									
Opening Balance	96 853	92 833	99 832	94 210	89 236	141 989	156 000	157 342	157 342
Plus Receipts	96 853	4 311	15 588	609	2 736	58 382	14 503	3 414	-4
SubTotal	96 853	101 142	108 341	100 442	94 946	147 418	158 492	159 414	157 342
Less Payments	-12	-8 329	-8 508	-4 232	-5 710	-5 629	-2 492	-2 072	-
Closing Balance	96 853	92 833	99 832	94 210	89 236	141 989	156 000	157 342	157 346
NW396 Lekwa-Teemane (Low)									
Opening Balance	630	634	634	633	629	634	633	634	634
Plus Receipts	630	4		-1	-3	5	-1	1	-3
SubTotal	630	634	634	633	629	634	633	634	631
Less Payments									
Closing Balance	630	634	634	633	629	634	633	634	631
NW397 Kagisano-Molopo (Low)									
Opening Balance	47 860	22 597	32 214	12 385	-3 747	48 167	33 144	19 879	47 587
Plus Receipts	1	-1							
SubTotal	47 860	22 596	32 214	12 385	-3 747	48 167	33 144	19 879	47 587
Less Payments	65	2 165	-1 090	-684	-1 592	276	-321	96	89
Closing Balance	47 925	24 762	31 123	11 701	-5 339	48 443	32 823	19 975	47 676
DC39 Dr Ruth Segomotsi Mompati (Medium)									
Opening Balance	48 577	-84 469	-84 465	-83 358	-83 358	-79 820	-84 320	-84 320	-81 042
Plus Receipts	-15 702		1 052	3 538	3 538		3 278		
SubTotal	-84 279	-84 469	-83 413	-83 358	-79 820	-79 820	-84 320	-81 042	-81 042
Less Payments	190	4	55						
Closing Balance	-84 469	-84 465	-83 358	-83 358	-79 820	-79 820	-84 320	-81 042	-81 042
NW403 City of Matlosana (High)									
Opening Balance	701 842	736 451	859 413	743 969	1 032 220	1 085 697	2 070 027	1 940 781	1 809 190
Plus Receipts	33 501	492 527	125 967	466 721	578 255	1 192 248	1 192 248	54 167	228 885
SubTotal	735 344	1 228 978	984 480	1 210 691	1 610 474	2 277 945	2 262 275	1 994 947	2 038 075
Less Payments	-472	-213 302	-5 277	-178 473	-524 777	-207 919	-317 150	-185 757	-412 212
Closing Balance	734 872	1 015 676	979 203	1 032 217	1 085 697	2 070 027	1 940 781	1 809 190	1 617 863
NW404 Maquassi Hills (Medium)									
Opening Balance	-32 126	-24 977	-22 643	-72 622	34 027	35 376	34 012	34 035	34 027
Plus Receipts	7 149	2 334	10	-2	1 348	-1 364	23	-8	8
SubTotal	-24 977	-22 643	-22 633	-72 624	35 376	34 012	34 012	34 035	34 027
Less Payments									
Closing Balance	-24 977	-22 643	-22 633	-72 624	35 376	34 012	34 012	34 035	34 027
NW405 J B Marks (High)									
Opening Balance	1 033	1 506	1 530	1 644	1 565	1 615	1 629	1 478	1 976
Plus Receipts	51	36	125	36	-226	131	-131	613	496
SubTotal	1 083	1 541	1 655	1 680	1 340	1 746	1 498	2 091	2 472
Less Payments									
Closing Balance	1 083	1 541	1 655	1 680	1 340	1 746	1 498	2 091	2 472
DC40 Dr Kenneth Kaunda (Medium)									
Opening Balance	73 020	73 020	73 020	76 117	76 117	76 117	76 117	76 117	73 504
Plus Receipts									
SubTotal	73 020	73 020	73 020	76 117	76 117	76 117	76 117	76 117	139 178
Less Payments									

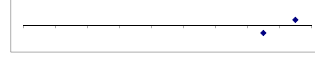





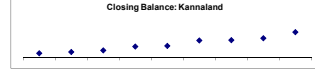

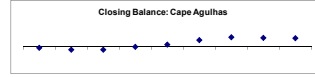
Cash Flow Summary for Financial Year End : 2021

R thousand	July	Aug	Sept	Oct	Nov	Dec	Jan	Feb	Mar
WC WESTERN CAPE									
CPT Cape Town (High)									
Opening Balance		6 794 188	17 792 546	12 569 528	19 027 297	19 104 344	17 192 050	18 503 307	18 579 916
Plus Receipts	6 794 188	-750 644	5 223 018	6 457 769	77 047	-1 912 294	1 311 257	76 409	-2 427 301
SubTotal	6 794 188	6 043 524	12 569 528	19 027 297	19 104 344	17 192 050	18 503 307	18 579 916	15 952 615
Less Payments									
Closing Balance	6 794 188	6 043 524	12 569 528	19 027 297	19 104 344	17 192 050	18 503 307	18 579 916	15 952 615
WC011 Matzikama (Medium)									
Opening Balance		122	-24	-374	-268	-264	-6 974	-7 032	-6 956
Plus Receipts	122	-146	-350	106	4	135	51	82	-122
SubTotal	122	-24	-374	-268	-272	-129	-7 025	-6 950	-7 078
Less Payments						-8 845			
Closing Balance	122	-24	-374	-268	-272	-6 974	-7 025	-6 950	-7 078
WC012 Cederberg (Low)									
Opening Balance	2	3	-3	37	19	44	99	389	429
Plus Receipts	1	-6	40	-18	25	55	291	40	-8
SubTotal	3	-3	37	19	44	99	389	429	421
Less Payments									
Closing Balance	3	-3	37	19	44	99	389	429	421
WC013 Bergrivier (Medium)									
Opening Balance	4	-13	-12	-1 118	-5 132	-3 569	147	-124	403
Plus Receipts	-21	5	-1 099	-4 035	1 573	3 707	-274	536	435
SubTotal	-17	-18	-1 111	-5 153	-3 559	138	-128	412	838
Less Payments									
Closing Balance	-17	-18	-1 111	-5 153	-3 559	138	-128	412	838
WC014 Saldanha Bay (High)									
Opening Balance	-516 871	-437 511	-334 806	-270 076	-313 740	-155 900	-60 440	8 293	82 633
Plus Receipts	96 240	118 191	98 322	89 641	87 951	125 808	83 108	85 490	132 790
SubTotal	-420 630	-319 320	-236 484	-180 435	-225 789	-30 091	22 667	93 783	215 423
Less Payments	-16 881	-15 486	-33 592	-33 305	-30 111	-30 349	-14 374	-11 150	-16 586
Closing Balance	-437 511	-334 807	-270 076	-213 739	-155 900	-60 440	8 293	82 633	198 837
WC015 Swartland (Medium)									
Opening Balance	525 327	618 923	688 039	748 257	808 159	855 508	962 227	1 012 499	1 078 313
Plus Receipts	93 408	75 149	60 375	60 028	59 601	106 817	50 277	45 948	89 144
SubTotal	618 936	694 072	748 414	808 285	867 760	962 325	1 012 404	1 078 447	1 167 457
Less Payments	-12	-6 054	-157	-125	-12 452	-98	-105	-154	-104
Closing Balance	618 923	688 039	748 257	808 159	855 508	962 227	1 012 499	1 078 313	1 167 353
DC1 West Coast (Medium)									
Opening Balance		344 252	345 450	386 616	421 662	474 207	500 022	541 209	572 431
Plus Receipts	-4 191	-17 463	17 463	14 891	11 970	2 205	18 275	2 208	3 901
SubTotal	-4 191	326 789	362 913	401 507	433 632	476 412	518 297	543 416	576 332
Less Payments	16 722	18 661	23 703	20 155	40 576	43 609	23 912	29 014	30 556
Closing Balance	12 531	345 450	386 616	421 662	474 207	500 022	541 209	572 431	606 888
WC022 Witzenberg (Low)									
Opening Balance		79 312	131 894	182 400	226 522	266 972	333 762	365 842	400 709
Plus Receipts	79 312	52 582	50 506	44 122	40 449	66 790	32 081	34 867	90 789
SubTotal	79 312	131 894	182 400	226 522	266 972	333 762	365 842	400 709	491 498
Less Payments									
Closing Balance	79 312	131 894	182 400	226 522	266 972	333 762	365 842	400 709	491 498
WC023 Drakenstein (High)									
Opening Balance	11 696	86 705	24 992	83 009	83 102	83 238	82 215	83 301	311 839
Plus Receipts	9 206	-61 763	58 017	-110	136	-1 024	1 087	375 249	607 347
SubTotal	20 901	24 992	83 009	82 900	83 238	82 215	83 301	458 550	919 185
Less Payments								-146 711	-283 580
Closing Balance	20 901	24 992	83 009	82 900	83 238	82 215	83 301	311 839	635 605
WC024 Stellenbosch (High)									
Opening Balance	30	-90	125 549	554 042	722 685	1 054 182	1 291 114	1 442 839	1 442 839
Plus Receipts	30	-120	125 639	428 493	168 643	331 498	236 931	151 725	173 634
SubTotal	30	-90	125 549	554 042	722 685	1 054 182	1 291 114	1 442 839	1 616 673
Less Payments									
Closing Balance	30	-90	125 549	554 042	722 685	1 054 182	1 291 114	1 442 839	1 616 673
WC025 Breede Valley (High)									
Opening Balance		9 567	172 811	318 433	683 006	-5 562	309 739	66 357	-60 200
Plus Receipts	9 567	163 244	145 623	7 853	272 086	-184 803	311 714	86 946	141 881
SubTotal	9 567	172 811	318 433	326 286	695 092	-190 365	1 095	203 989	81 681
Less Payments					-750 654	-119 314	-68 332	-80 790	-117 775
Closing Balance	9 567	172 811	318 433	326 286	204 438	-309 739	-66 357	-60 200	-35 993
WC026 Langeberg (Medium)									
Opening Balance	184 842	202 173	197 823	172 574	160 662	126 533	129 834	134 458	141 426
Plus Receipts	100 277	73 170	55 540	47 614	36 722	81 247	46 079	60 022	113 542
SubTotal	285 118	275 883	253 364	220 188	197 374	207 780	175 913	194 480	254 969
Less Payments	82 946	-78 034	-80 715	-59 461	-70 801	-77 881	-41 390	-52 993	-65 660
Closing Balance	202 173	197 848	172 649	160 727	126 573	129 899	134 523	141 486	189 309
DC2 Cape Winelands DM (Medium)									
Opening Balance					716 993	713 744	716 618	666 573	238 718
Plus Receipts					-20	69 839	27	201 059	77 232
SubTotal					716 973	783 583	716 645	867 632	315 950
Less Payments					-3 229	-66 966	-50 072	-628 914	-188 274
Closing Balance					713 744	716 618	666 573	238 718	127 676
WC031 Theewaterskloof (Medium)									
Opening Balance			-11	4	-49 957	-124	241	258	-800
Plus Receipts		-12	16	-49 961	49 833	365	17	-1 058	52 029
SubTotal		-11	4	-49 957	-124	241	258	-800	51 229
Less Payments									
Closing Balance		-11	4	-49 957	-124	241	258	-800	51 229



Cash Flow Summary for Financial Year End : 2021

R thousand	July	Aug	Sept	Oct	Nov	Dec	Jan	Feb	Mar
WC032 Overstrand (High)									
Opening Balance						116 610	117 953	118 806	117 223
Plus Receipts	71 474	18 671	27 022	239	850	1 303	845	1 591	55
Sub Total	71 474	90 146	117 179	117 423	116 603	117 913	118 798	117 215	117 168
Less Payments	1	12	5	29	8	40	8	9	44
Closing Balance	71 474	90 158	117 184	117 452	116 610	117 953	118 806	117 223	117 211
WC033 Cape Agulhas (Low)									
Opening Balance									274
Plus Receipts	-40	-6	-93	83	75	144	83	-18	-5
Sub Total	-40	-93	-93	-10	65	209	292	274	269
Less Payments									
Closing Balance	-40	-93	-93	-10	65	209	292	274	269
WC034 Swellendam (Low)									
Opening Balance			7 332	29 369	125 948	155 223	183 755	212 017	230 007
Plus Receipts	2	-10	14 934	4 394	24 855	24 320	24 188	14 015	35 527
Sub Total	2	-8	22 266	33 763	150 804	179 543	207 923	226 032	265 533
Less Payments		7 340	7 103	3 984	4 420	4 212	4 093	3 974	3 915
Closing Balance	2	7 332	29 369	37 747	155 223	183 755	212 017	230 007	269 448
DC3 Overberg (Medium)									
Opening Balance					-11		-2 877	35 940	35 996
Plus Receipts				-11	62	2 165	-29 337	29 393	18 712
Sub Total				-11	51	-712	6 603	35 996	54 708
Less Payments					-2 929				
Closing Balance				-11	-2 877	-712	6 603	35 996	54 708
WC041 Kannaland (Medium)									
Opening Balance		12 315	16 255	21 319	33 373	35 247	52 358	53 532	59 376
Plus Receipts	12 315	3 940	5 064	12 054	1 674	1 171	1 174	5 844	19 272
Sub Total	12 315	16 255	21 319	33 373	35 247	52 358	53 532	59 376	78 648
Less Payments									
Closing Balance	12 315	16 255	21 319	33 373	35 247	52 358	53 532	59 376	78 648
WC042 Hessequa (Medium)									
Opening Balance	255 633	323 904	405 131	548 232	619 089	699 451	801 233	865 606	952 765
Plus Receipts	153 602	133 145	289 712	123 723	160 267	227 127	122 420	141 367	269 806
Sub Total	409 235	457 049	694 843	671 954	779 356	926 578	923 653	1 006 972	1 222 571
Less Payments	85 331	-51 918	-146 610	-52 865	-79 925	-125 345	-58 047	-54 207	-97 302
Closing Balance	323 904	405 131	548 232	619 089	699 451	801 233	865 606	952 765	1 123 319
WC043 Mossel Bay (High)									
Opening Balance	761 165	587 505	699 375	697 977	698 211	696 551	785 585	867 920	945 435
Plus Receipts	-173 660	111 870	-1 398	234	-1 640	89 034	82 335	77 515	96 357
Sub Total	587 505	699 375	697 977	698 211	696 551	785 585	867 920	945 435	1 041 792
Less Payments									
Closing Balance	587 505	699 375	697 977	698 211	696 551	785 585	867 920	945 435	1 041 792
WC044 George (High)									
Opening Balance		126 487	306 472	1 086 625	1 153 881	1 418 665	2 061 915	2 163 801	2 282 221
Plus Receipts	257 997	187 856	787 456	164 690	280 618	696 045	108 163	132 176	563 214
Sub Total	257 997	314 344	1 093 927	1 251 315	1 434 499	2 114 710	2 170 077	2 295 977	2 845 435
Less Payments	-131 510	-7 872	-7 302	-97 434	-15 834	-52 795	-6 276	-13 757	-25 416
Closing Balance	126 487	306 472	1 086 625	1 153 881	1 418 665	2 061 915	2 163 801	2 282 221	2 820 019
WC045 Oudshoorn (Medium)									
Opening Balance	-497 433	-607 030	-659 625	-721 724	-786 764	-869 531	-901 935	-893 539	-909 927
Plus Receipts	61 433	51 600	46 979	57 162	44 936	64 356	47 205	40 190	72 539
Sub Total	-435 998	-555 430	-612 646	-664 563	-741 828	-805 175	-854 729	-853 350	-837 388
Less Payments	-36 079	-44 875	-55 757	-39 512	-49 256	-49 057	-71	-250	-206
Closing Balance	-472 077	-600 504	-668 603	-704 075	-811 095	-854 232	-854 800	-853 600	-837 593
WC047 Bitou (Medium)									
Opening Balance	125 717	114 771	142 370	150 264	150 232	150 240	150 256	150 269	150 243
Plus Receipts	-10 946	27 599	7 894	32	8	16	13	26	1
Sub Total	114 771	142 370	150 264	150 232	150 240	150 256	150 269	150 243	150 244
Less Payments									
Closing Balance	114 771	142 370	150 264	150 232	150 240	150 256	150 269	150 243	150 244
WC048 Knysna (Medium)									
Opening Balance	71 710	-1 177 974	-1 201 560	-1 161 147	-1 285 936	-1 329 136	-1 363 576	-1 333 504	-1 307 851
Plus Receipts	18 327	67 330	56 222	42 778	38 365	75 412	33 995	39 651	59 458
Sub Total	90 036	-1 110 644	-1 145 339	-1 118 369	-1 247 571	-1 253 724	-1 329 582	-1 293 853	-1 248 393
Less Payments	-1 268 011	90 996	156	-151 827	-81 545	-109 853	-3 923	-13 998	-18 506
Closing Balance	-1 177 974	-1 201 560	-1 145 495	-1 270 196	-1 329 136	-1 363 576	-1 333 504	-1 307 851	-1 266 499
DC4 Garden Route (Medium)									
Opening Balance		10	1	-183	-657	-556	-161	1 745	1 745
Plus Receipts	10	9	-185	-474	101	395	1 906	-1 810	71
Sub Total	10	1	-183	-657	-556	-161	1 745	-64	1 746
Less Payments									
Closing Balance	10	1	-183	-657	-556	-161	1 745	-64	1 746
WC051 Laingsburg (Medium)									
Opening Balance	-18 016	-21 765	-24 559	-26 155	-28 703	-30 076	-22 178	-24 445	-25 678
Plus Receipts	-662	726	2 038	1 362	1 367	10 504	308	1 224	11 893
Sub Total	-18 678	-21 039	-22 521	-24 794	-27 336	-19 572	-21 870	-23 221	-13 985
Less Payments									
Closing Balance	-18 678	-21 039	-22 521	-24 794	-27 336	-19 572	-21 870	-23 221	-13 985
WC052 Prince Albert (Medium)									
Opening Balance		10	-4	-5	-12	2	-5	-16	-4
Plus Receipts		-14	-1	-7	14	-7	-11	12	-
Sub Total		10	-4	-5	-12	2	-5	-16	-4
Less Payments									
Closing Balance		10	-4	-5	-12	2	-5	-16	-4
WC053 Beaufort West (Medium)									
Opening Balance		47 383	56 718	61 202	70 907	78 861	104 868	113 009	120 364
Plus Receipts	47 527	20 768	16 683	20 560	19 262	44 661	19 380	18 243	50 565
Sub Total	47 527	68 151	73 401	81 762	90 170	123 522	124 248	131 252	170 929
Less Payments	-145	-11 423	-12 198	-10 855	-11 308	-18 654	-11 228	-10 988	-15 147
Closing Balance	47 383	56 718	61 202	70 907	78 861	104 868	113 009	120 364	155 781
DC5 Central Karoo (Medium)									
Opening Balance								-994	648
Plus Receipts									
Sub Total								-994	648
Less Payments									
Closing Balance								-994	648



Source: National Treasury Local Government Database